



**बैंक ऑफ महाराष्ट्र**  
**Bank of Maharashtra**  
 भारत सरकार का उद्यम  
 एक परिवार एक बैंक

# FINANCIAL RESULTS

*For Quarter/ Nine-Months Ended,  
 31<sup>st</sup> December, 2023*



/mahabank

[www.bankofmaharashtra.in](http://www.bankofmaharashtra.in)



# Contents



बैंक ऑफ महाराष्ट्र  
Bank of Maharashtra  
भारत सरकार का उद्यम  
एक परिवार एक बैंक

	<i>Page</i>
1. <i>Macro Economy Highlights</i>	3-4
2. <i>Major Highlights</i>	5
3. <i>Business Performance</i>	6 - 8
4. <i>Financial Performance</i>	9 - 22
5. <i>Asset Quality</i>	23 - 29
6. <i>Capital</i>	30 - 31
7. <i>Digital Banking</i>	32 - 34
8. <i>Financial Inclusion</i>	35
9. <i>Expanding Footprints</i>	36
10. <i>Other Information</i>	37 - 39



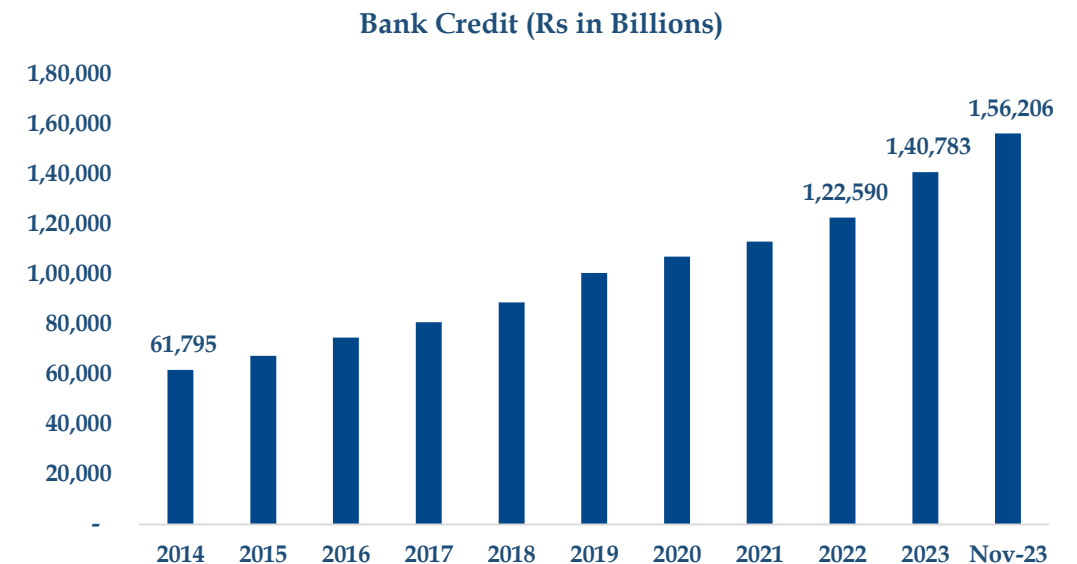
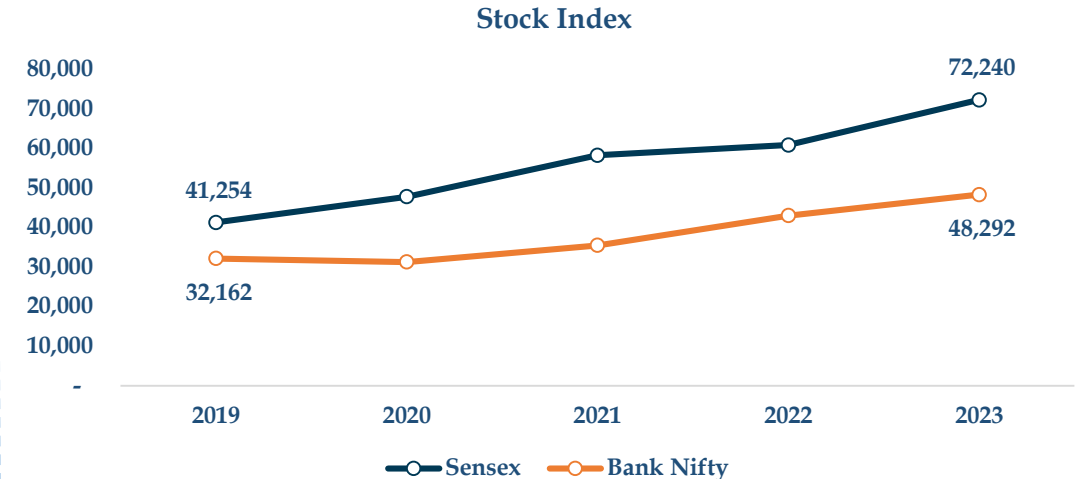
# Macro Economy Highlights



बैंक ऑफ महाराष्ट्र  
Bank of Maharashtra  
भारत सरकार का उद्यम  
एक परिवार एक बैंक

## POSITIVE

- ❑ As per National Statistical Office (NSO), growth in real GDP is estimated at 7.3% for 2023-24 as compared to 7.2% in 2022-23.
- ❑ The index of industrial production (IIP) grown by 6.4% during Apr-Nov`23 compared to 5.6% in the corresponding period a year ago
- ❑ GST revenue collection from April-December 2023 period stood at Rs. 14.97 lakh crore marking 12% Y-o-Y growth
- ❑ As per RBI, CPI inflation is projected at 5.4 per cent for 2023-24 with Q3 at 5.6 per cent and Q4 at 5.2 per cent.
- ❑ Forex Reserve stood at 623.20 billion USD; showing comfortable position for meeting external payment obligations.
- ❑ Govt securities will be added in JPMorgan's benchmark emerging market index from June-2024. It will widen the investor base, and may lead to an appreciation of the Indian Rupee. It will also bring down borrowing costs for the Indian Govt.
- ❑ The Federal Reserve held its key interest rate steady for the third straight time and set the table for multiple cuts to come in 2024.
- ❑ Bank credit has shown growth of 15% in FY 2022-23.



\* Source: RBI Database

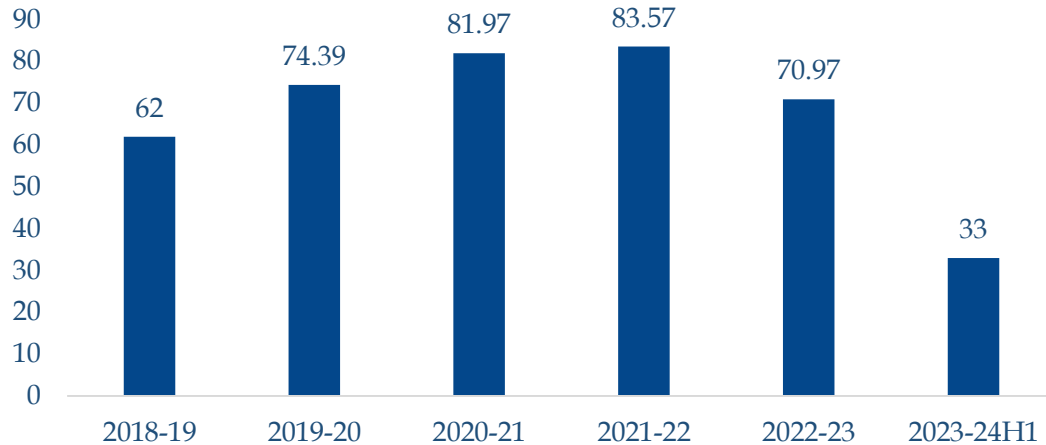


# Macro Economy Highlights



- Sensex rose to new level of 72240 index points as on 31<sup>st</sup> Dec, 2023. Bank nifty also reached to 48292 index points showing Investor Confidence in Indian Economy.
- India is one of the preferred destination for FDI. Despite Covid & griev International scenario, India continued to set get sizeable FDI flow which is expected to continue.

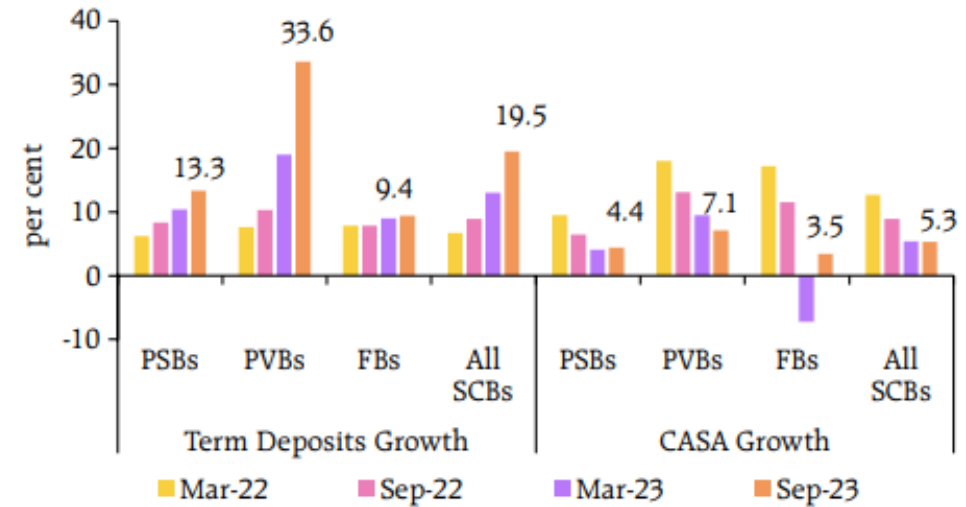
Amount of FDI inflows  
(in USD billion)



## CHALLENGES

- The Term deposit growth is comparatively quite higher than CASA growth resulting challenge in retaining CASA.
- War situation in Ukraine and West Bank has impact on international trade as well as crude oil price which is sensitive to economic growth & inflation.

\*Position of CASA and Term Deposit





## Major Highlights

Business Performance

Financial Performance

Asset Quality

Capital



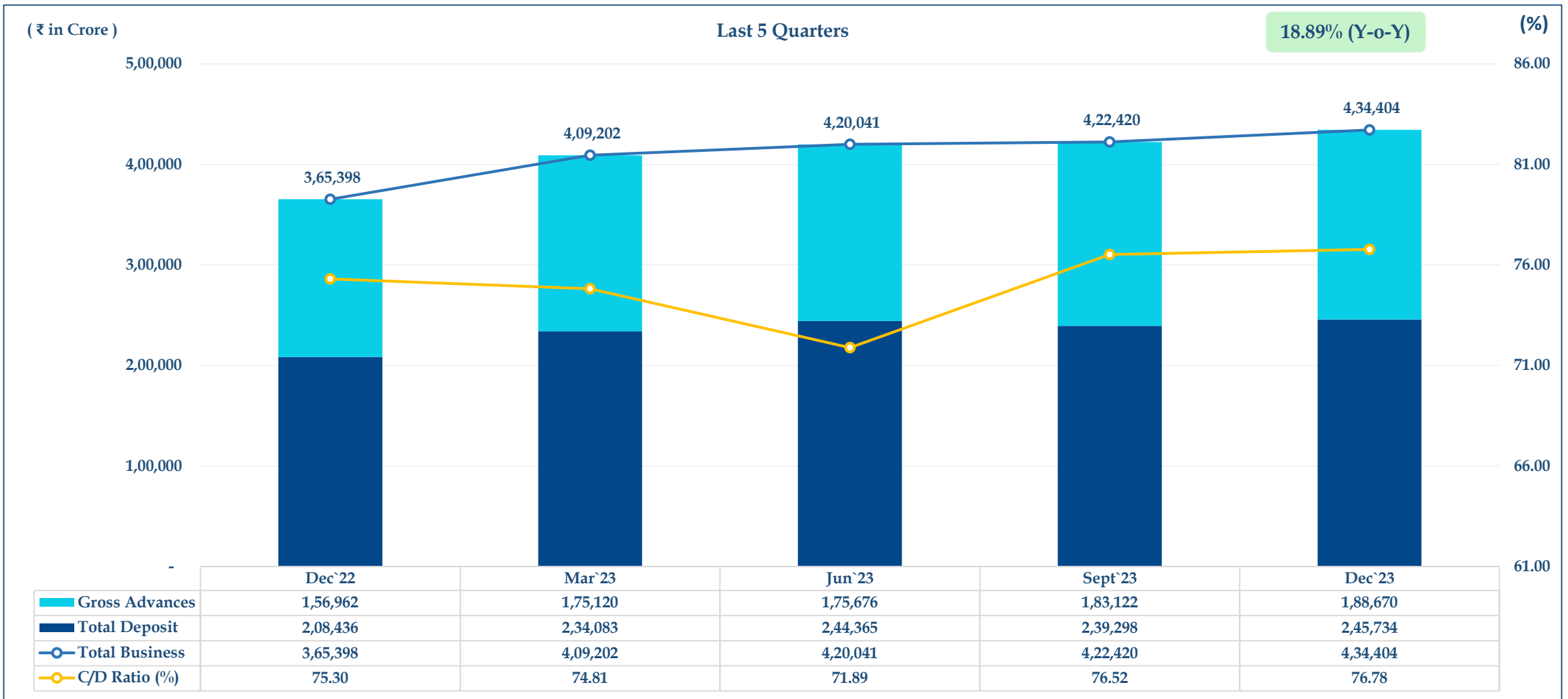
बैंक ऑफ महाराष्ट्र  
Bank of Maharashtra  
भारत सरकार का उद्यम  
एक परिवार एक बैंक

(Y-o-Y) (Q: Dec` 23 vis-à-vis Q: Dec` 22)

Net Profit	Operating Profit	Cost to Income %	NIM %	Return on Assets
Increased by 33.61 % ↑	Increased by 27.32 % ↑	36.04 (39.69) ↓	3.95 (3.60) ↑	1.55 (1.30) ↑
Total Business	Total Deposits	Savings Deposits	Current Deposits	Gross Advances
Increased by 18.89 % ↑	Increased by 17.89 % ↑	Increased by 8.46 % ↑	Increased by 30.01 % ↑	Increased by 20.20 % ↑
MSME Advances	Retail Advances	Gross NPA	Net NPA	PCR
Increased by 29.14 % ↑	Increased by 21.91 % ↑	2.04 (2.94) ↓	0.22 (0.47) ↓	Improved to 98.40 % ↑

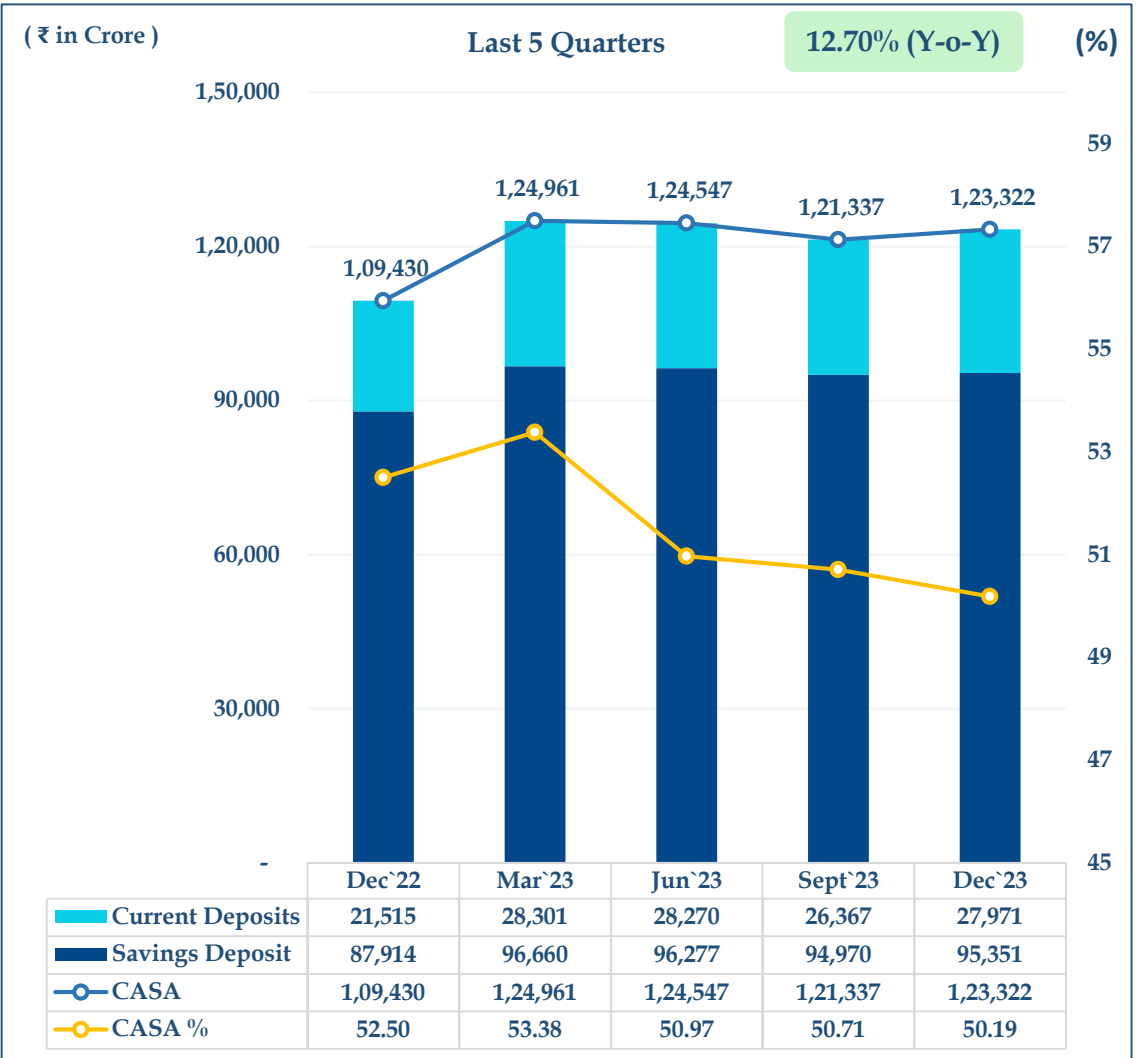


### Total Business

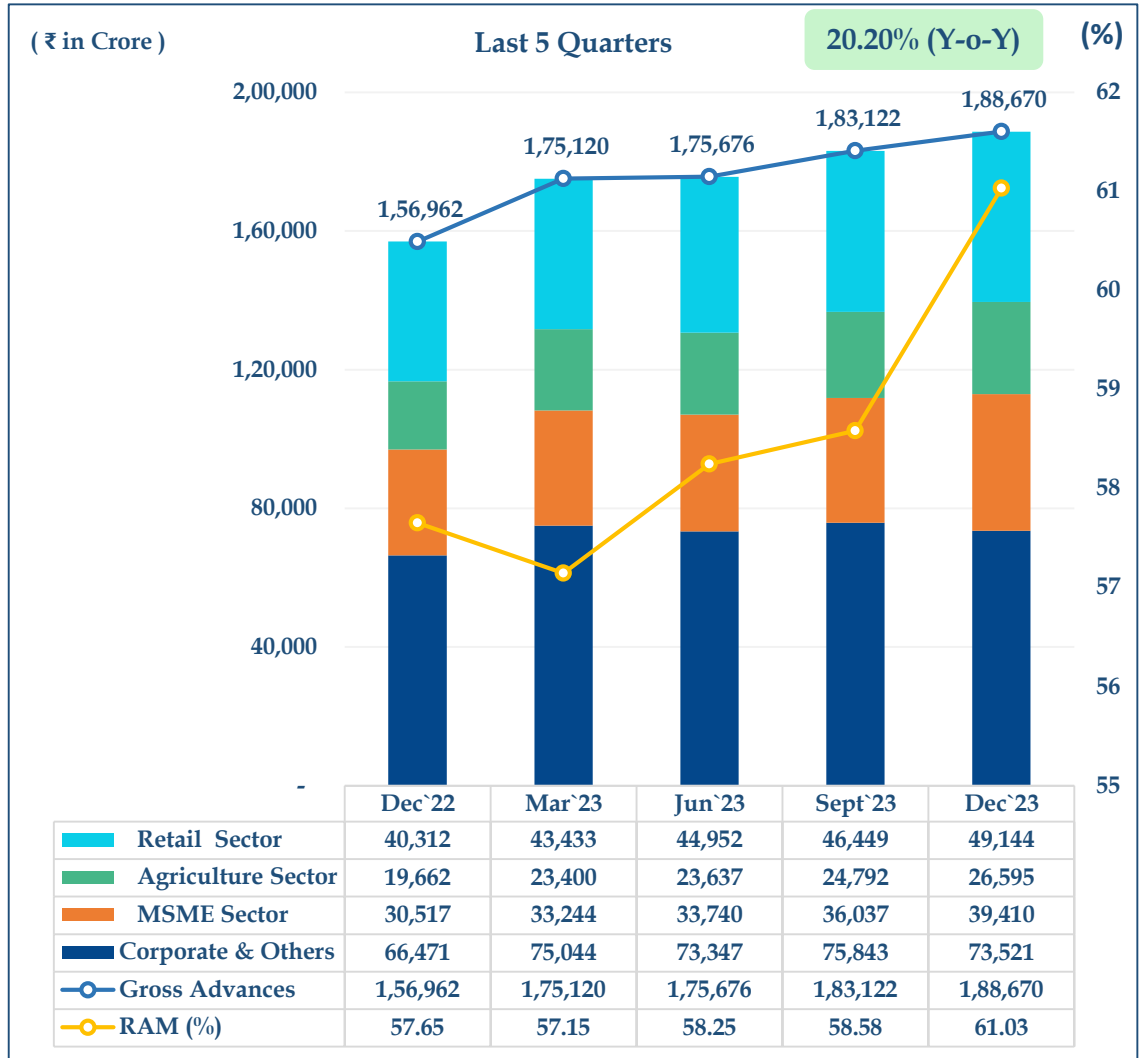




### CASA Deposit

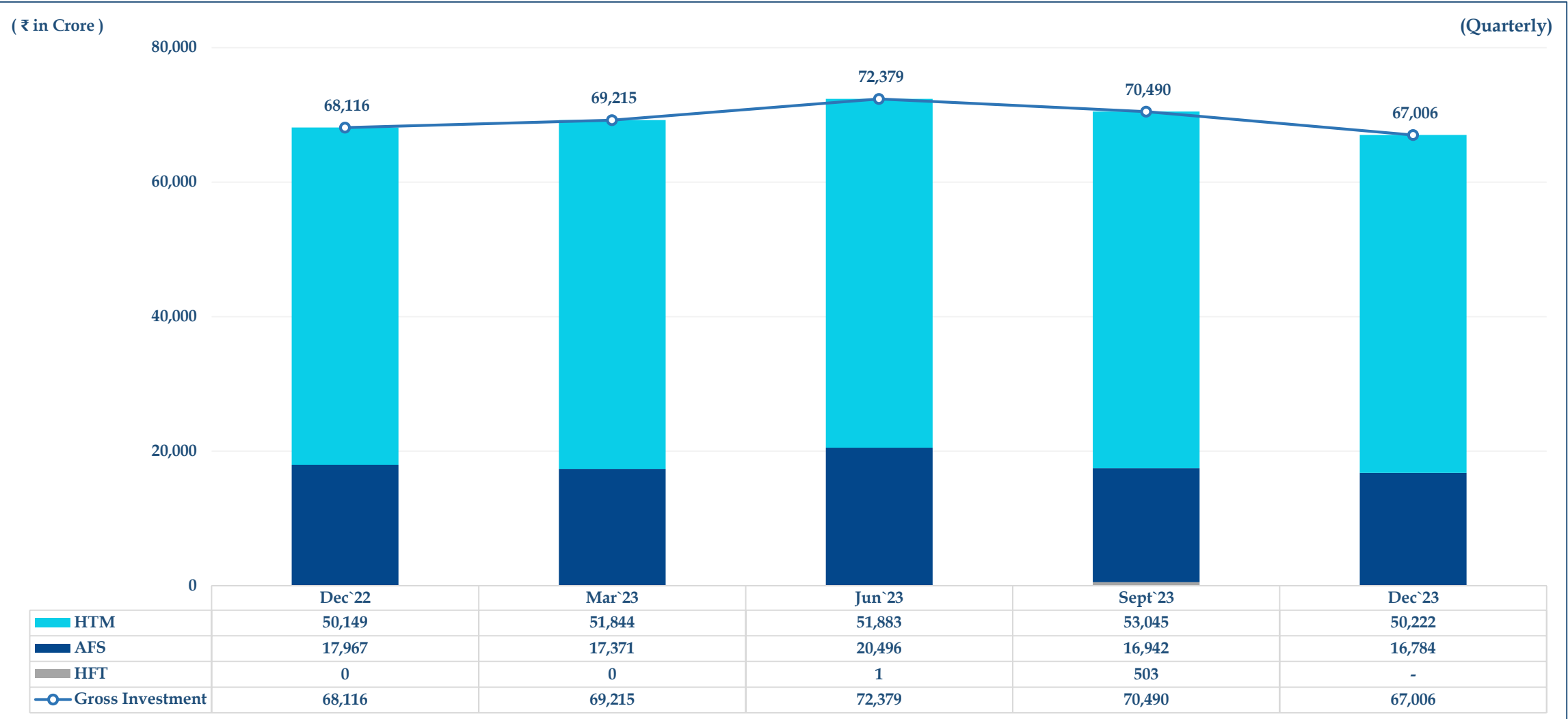


### Gross Advances



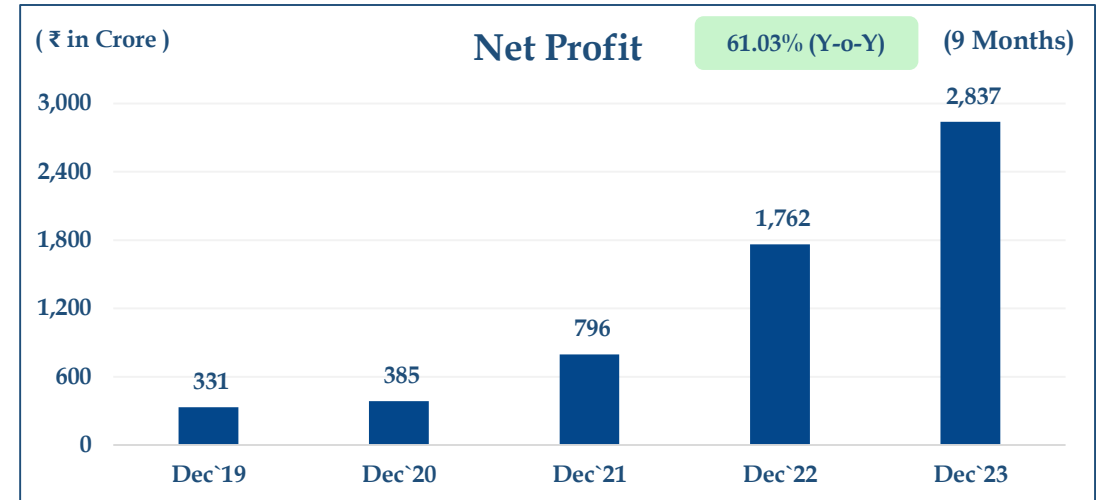
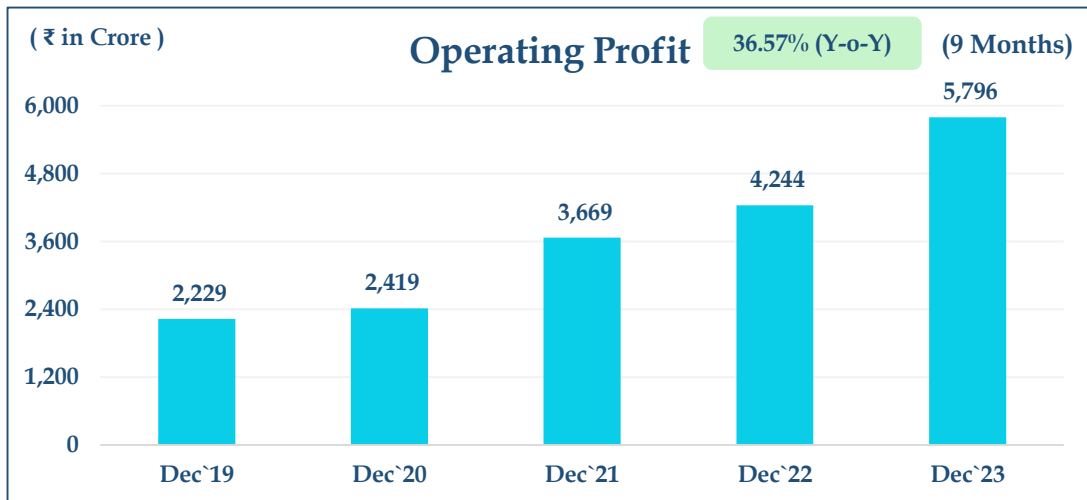
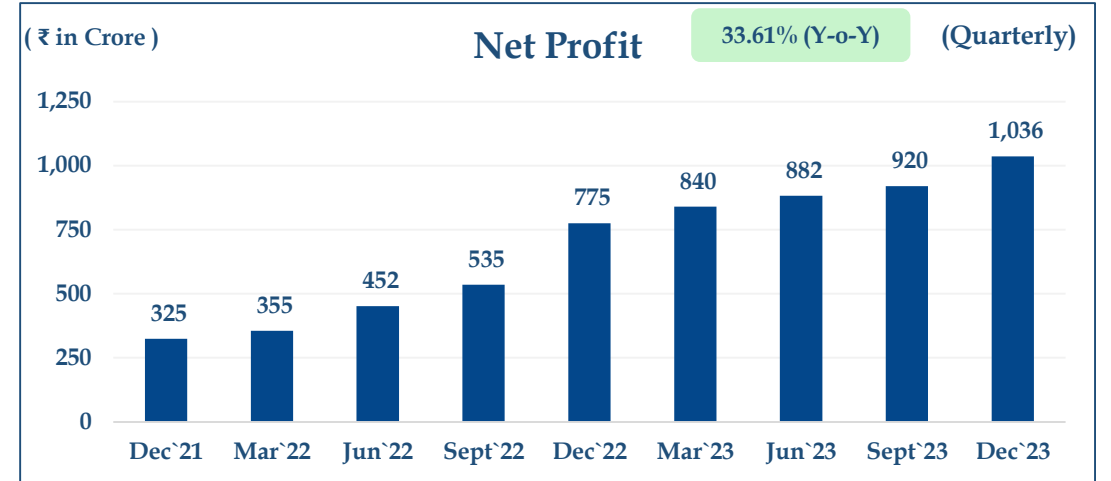
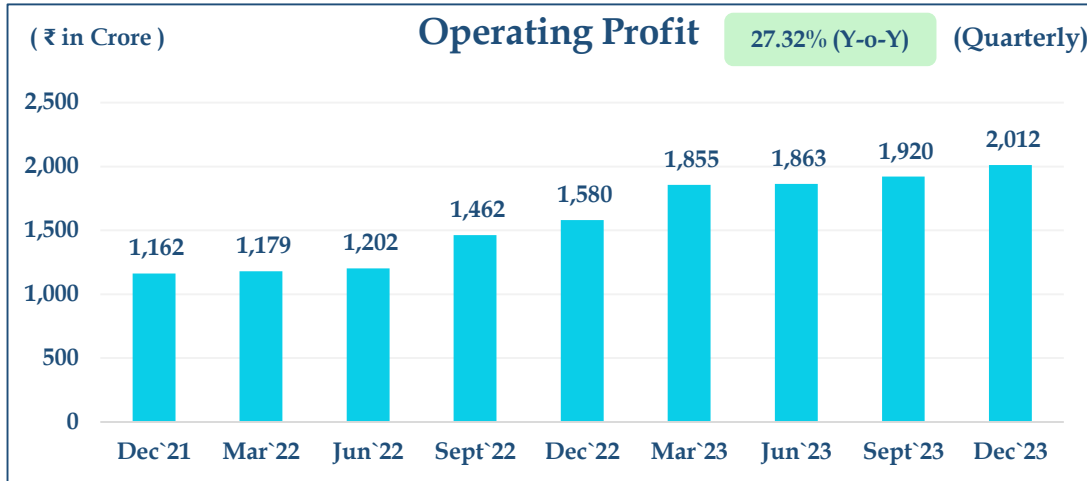


### Investments



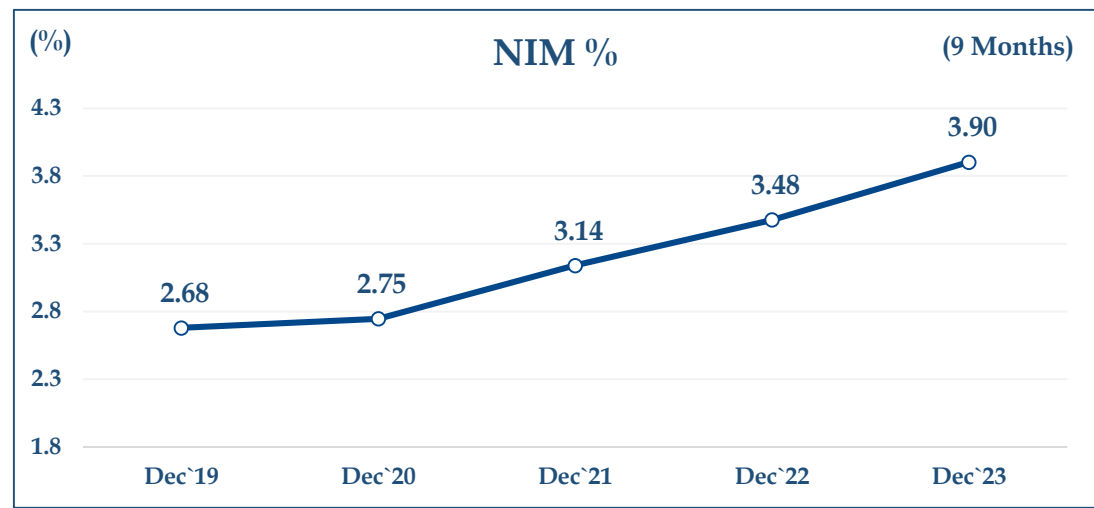
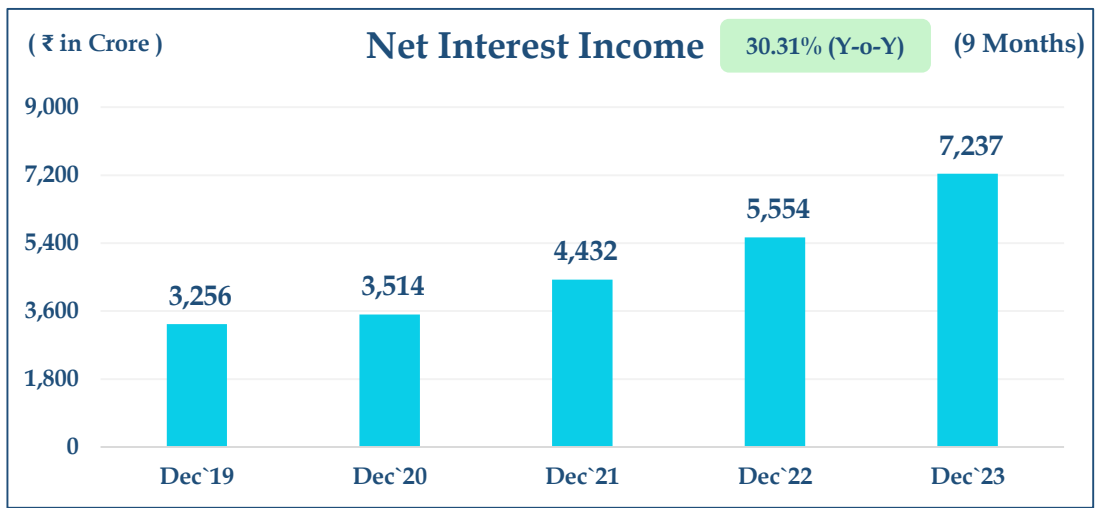
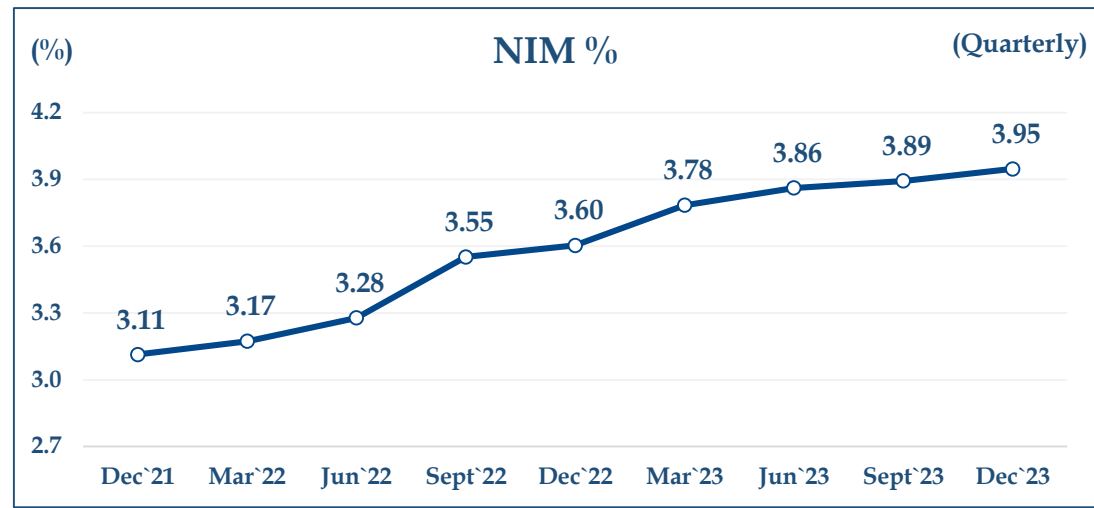
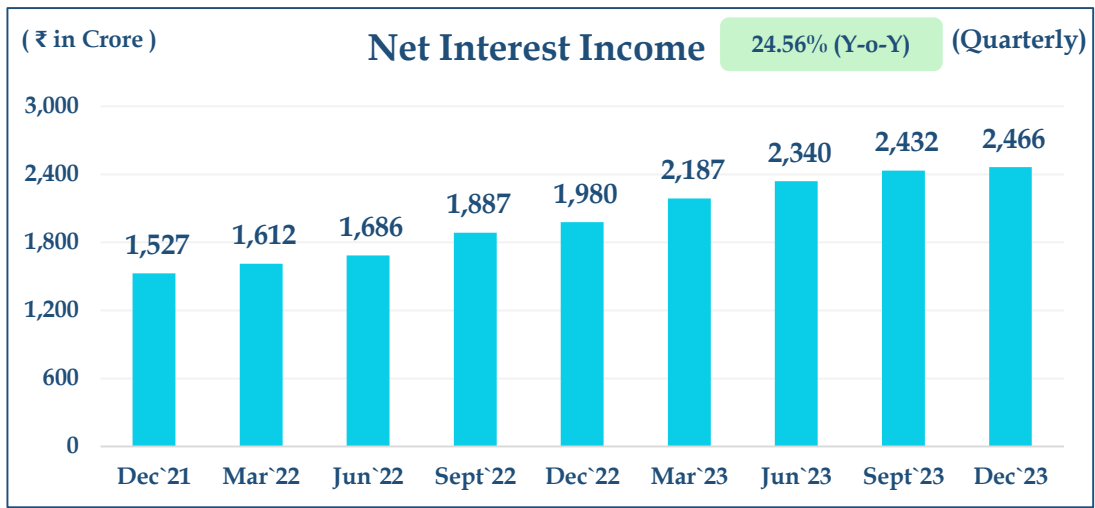


### Profitability





### Profitability





Major Highlights

Business Performance

Financial Performance

Asset Quality

Capital



बैंक ऑफ महाराष्ट्र  
Bank of Maharashtra  
भारत सरकार का उद्यम  
एक परिवार एक बैंक

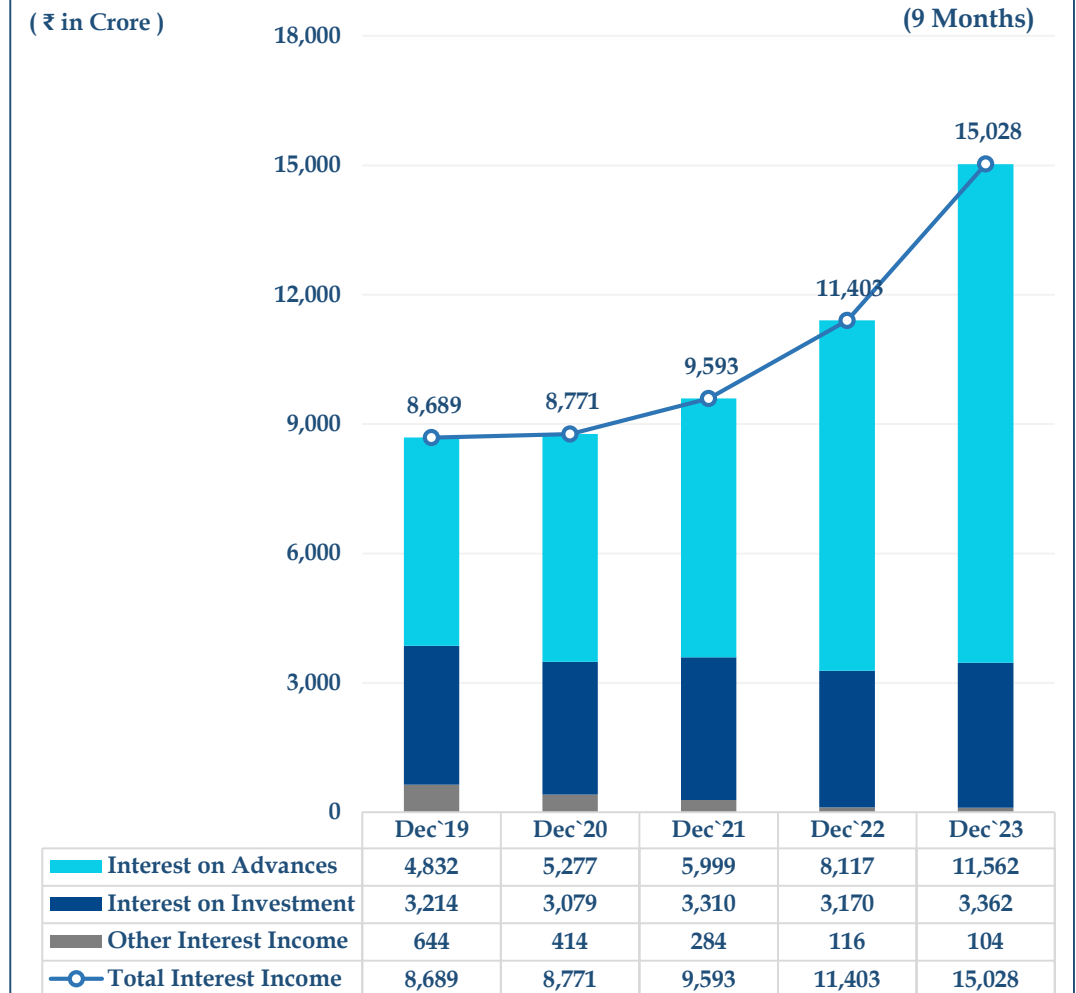
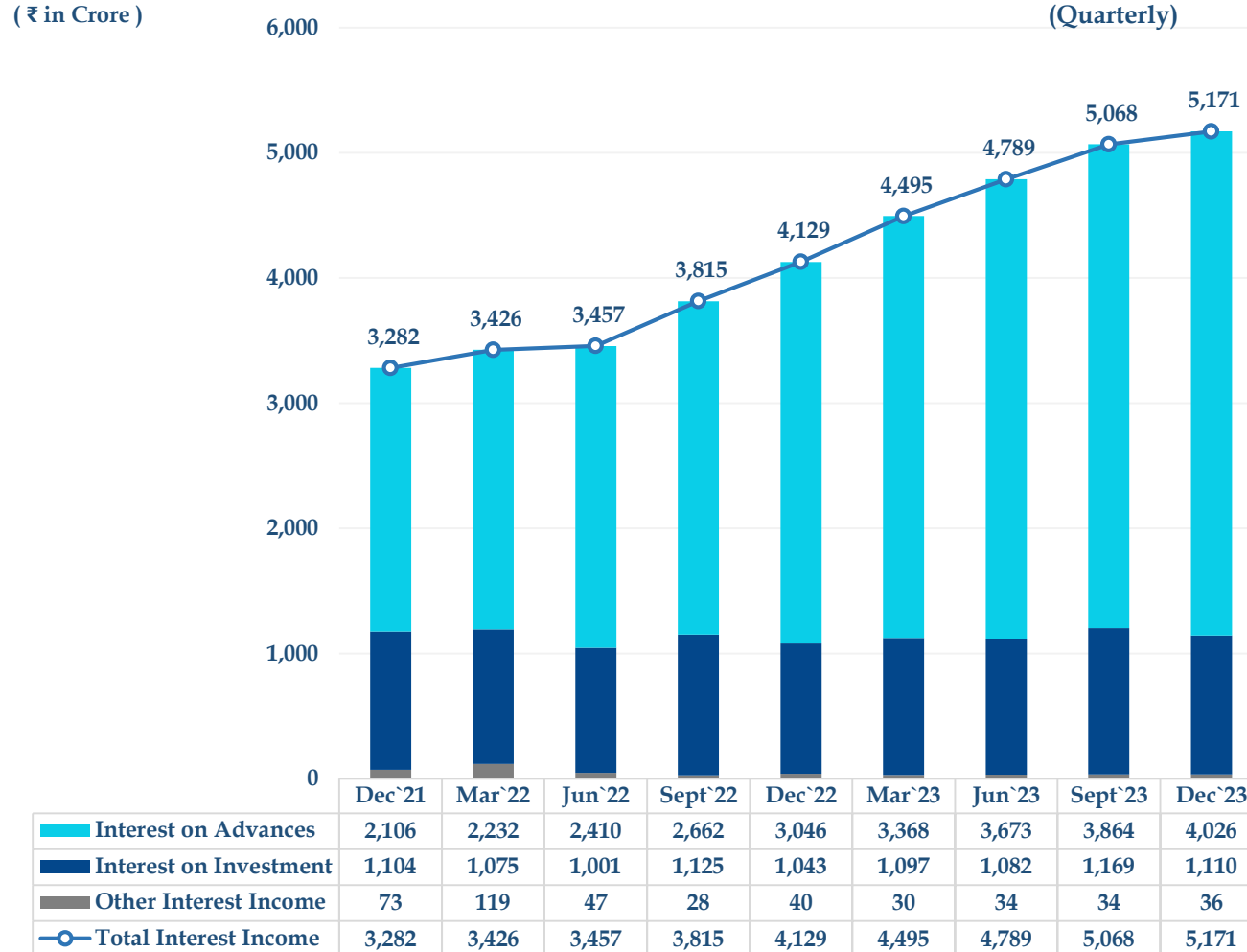
## Statement of Income and Expenditure

(₹ in Crore)

Particulars	Quarter Ended				Nine Months Ended			Year Ended
	Dec`22	Sept`23	Dec`23	Y-o-Y (%)	Dec`22	Dec`23	Y-o-Y (%)	Mar`23
<b>Total Income</b>	4,770	5,736	5,851	23	12,861	17,004	32	18,179
Interest Income	4,129	5,068	5,171	25	11,403	15,028	32	15,898
Non-Interest Income	641	668	680	6	1,458	1,976	36	2,280
<b>Total Expenses</b>	3,189	3,815	3,839	20	8,618	11,209	30	12,080
Interest Expenses	2,149	2,636	2,706	26	5,849	7,791	33	8,158
Operating Expenses	1,040	1,179	1,134	9	2,768	3,418	23	3,922
<b>Operating Profit</b>	1,580	1,920	2,012	27	4,244	5,796	37	6,099
Provision & Contingencies other than taxes	582	985	943	62	1,710	2,704	58	2,654
Provision for Taxes [Net of DTA]	223	16	34	-	772	255	-	843
<b>Net Profit</b>	775	920	1,036	34	1,762	2,837	61	2,602



### Interest Earnings





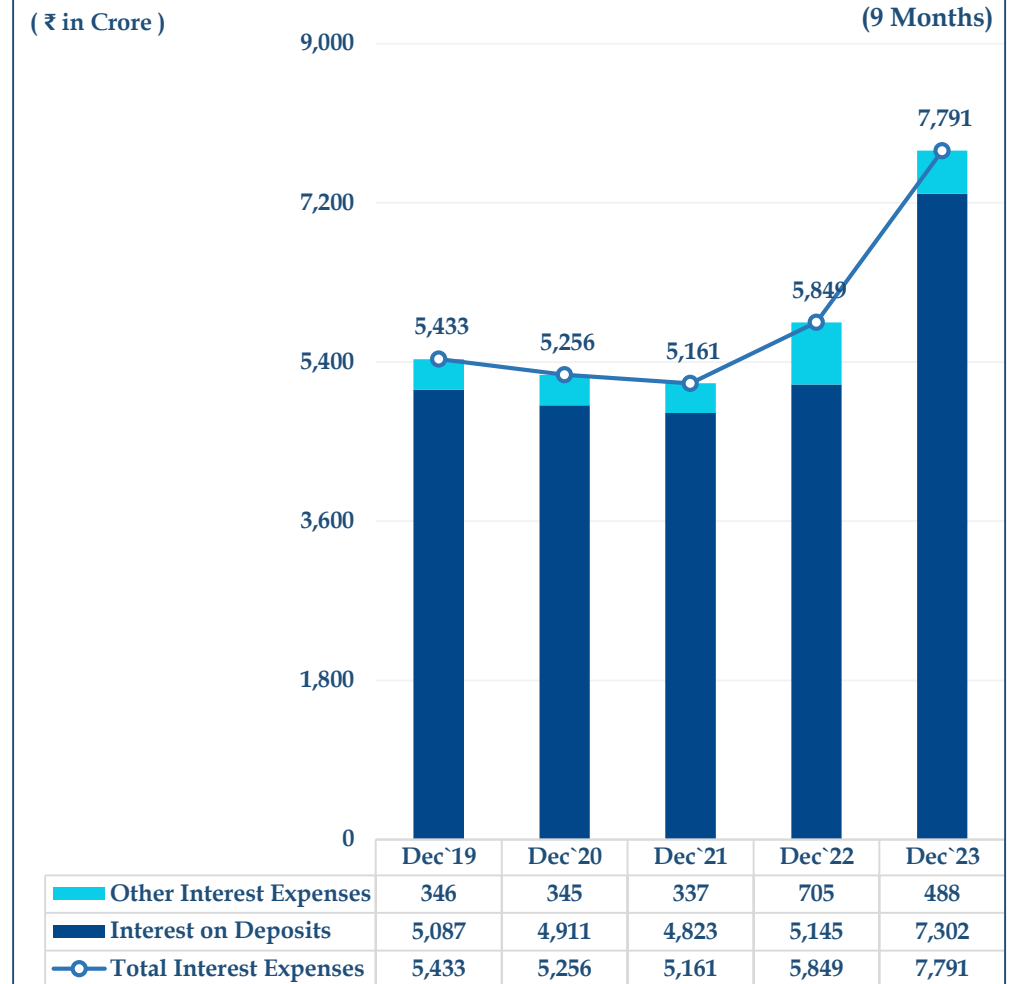
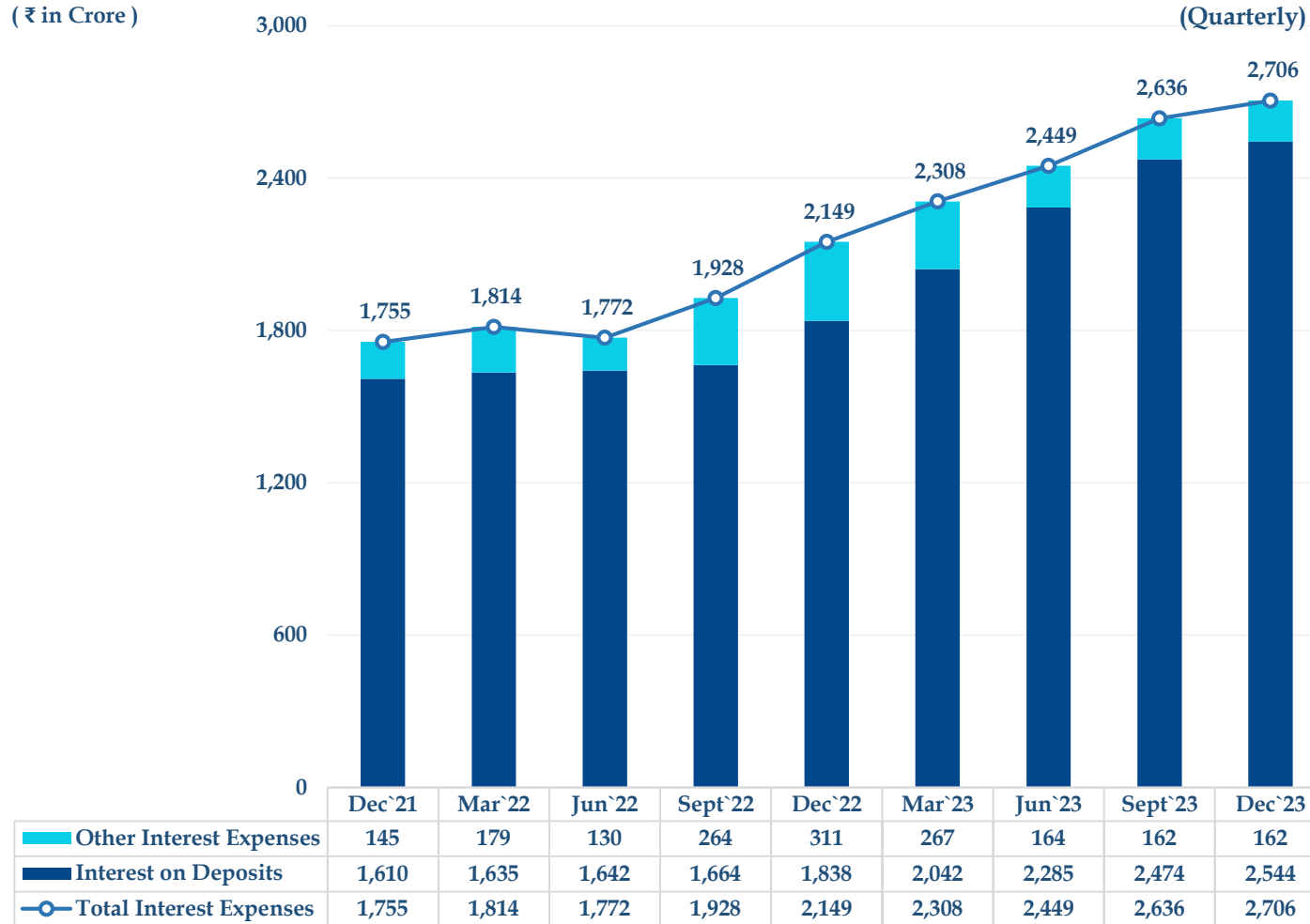
## Non-Interest Income

(₹ in Crore)

Particulars	Quarter Ended				Nine Months Ended			Year Ended
	Dec`22	Sept`23	Dec`23	Y-o-Y (%)	Dec`22	Dec`23	Y-o-Y (%)	Mar`23
Comm. from Advances	129	175	160	24	369	485	31	545
Other Commissions	210	204	181	(14)	558	563	1	764
<b>Fee Based Income</b>	<b>339</b>	<b>379</b>	<b>341</b>	<b>-</b>	<b>927</b>	<b>1,048</b>	<b>13</b>	<b>1,309</b>
Net Profit on Investment	90	51	81	(10)	(24)	183	-	(103)
Net profit from FEX	11	12	7	(38)	68	31	(55)	78
<b>Treasury Income</b>	<b>101</b>	<b>63</b>	<b>88</b>	<b>(13)</b>	<b>44</b>	<b>213</b>	<b>388</b>	<b>(25)</b>
Recovery in written off accounts	190	216	238	26	455	685	51	943
Other Miscellaneous Income	11	10	13	24	33	30	(8)	53
<b>Total Non-Interest Income</b>	<b>641</b>	<b>668</b>	<b>680</b>	<b>6</b>	<b>1,458</b>	<b>1,976</b>	<b>36</b>	<b>2,280</b>



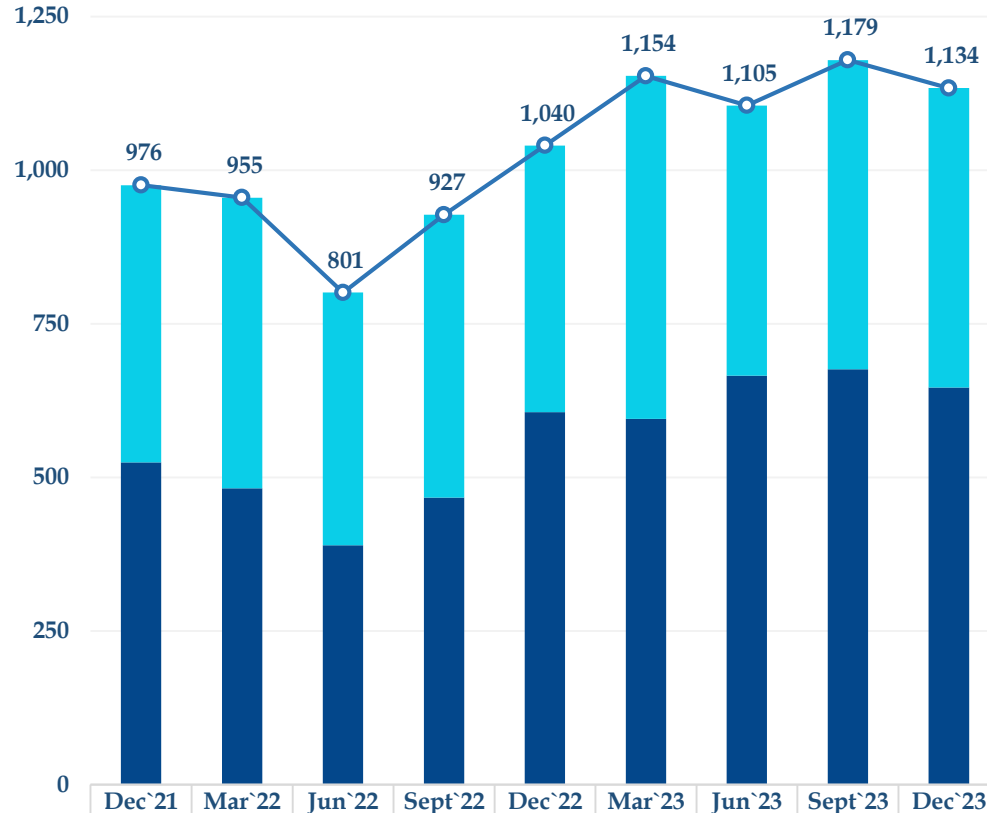
### Interest Expenses





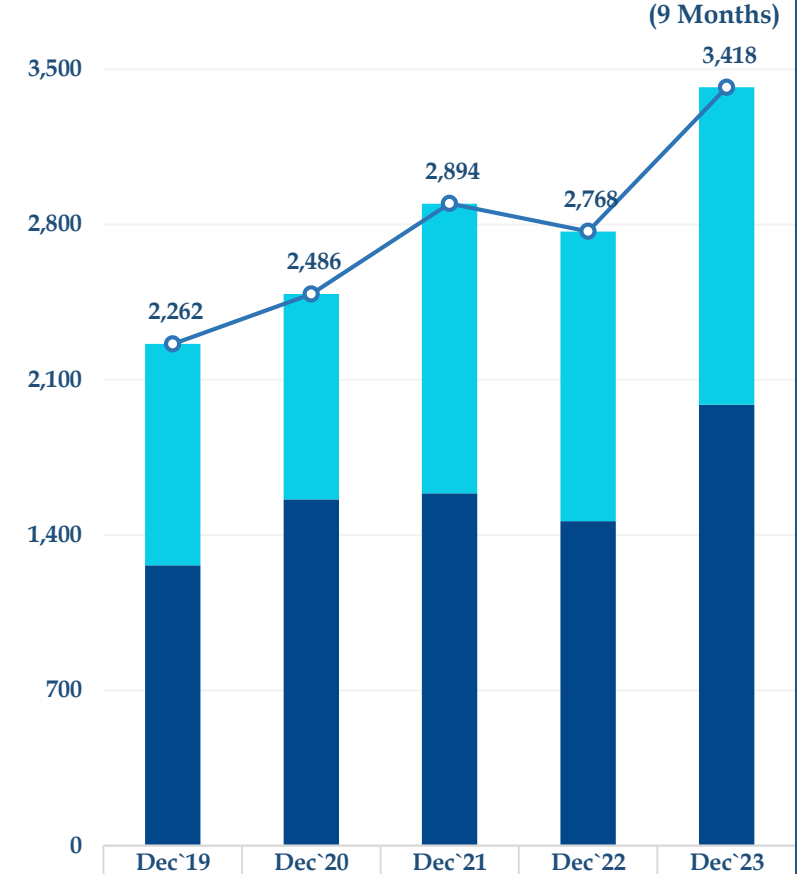
## Operating Expenses

(₹ in Crore)



	Dec`21	Mar`22	Jun`22	Sept`22	Dec`22	Mar`23	Jun`23	Sept`23	Dec`23
Other Operating Expenses	451	473	411	460	434	558	440	503	487
Staff Expenses	524	482	390	467	606	595	666	676	647
<b>Total Operating Expenses</b>	<b>976</b>	<b>955</b>	<b>801</b>	<b>927</b>	<b>1,040</b>	<b>1,154</b>	<b>1,105</b>	<b>1,179</b>	<b>1,134</b>

(₹ in Crore)



	Dec`19	Dec`20	Dec`21	Dec`22	Dec`23
Other Operating Expenses	998	926	1,306	1,305	1,430
Staff Expenses	1,263	1,561	1,588	1,463	1,988
<b>Total Operating Expenses</b>	<b>2,262</b>	<b>2,486</b>	<b>2,894</b>	<b>2,768</b>	<b>3,418</b>



Major Highlights

Business Performance

Financial Performance

Asset Quality

Capital



बैंक ऑफ महाराष्ट्र  
Bank of Maharashtra  
भारत सरकार का उद्यम  
एक परिवार एक बैंक

## Other Operating Expenses

(₹ in Crore)

Particulars	Quarter Ended				Nine Months Ended			Year Ended
	Dec`22	Sept`23	Dec`23	Y-o-Y (%)	Dec`22	Dec`23	Y-o-Y (%)	Mar`23
Rent, Taxes & Lighting	60	70	71	18	182	206	13	248
Printing & Stationery	3	8	8	156	14	20	44	26
Advertising & Publicity	10	8	8	(20)	22	22	-	33
Depreciation on Fixed Assets	67	53	56	(16)	189	170	(10)	262
Audit Fees (incl. branch auditors)	2	6	5	143	14	14	-	16
Law Charges	13	19	18	35	43	50	16	59
Postage, Telephone etc.	13	11	11	(17)	40	32	(18)	54
Repairs & Maintenance	50	73	64	28	151	190	26	216
Insurance & Guarantee Fee	58	70	70	21	177	208	17	236
Other Expenditure	158	185	177	12	474	518	9	713
<b>Total Other Operating Exp.</b>	<b>434</b>	<b>503</b>	<b>487</b>	<b>12</b>	<b>1,305</b>	<b>1,430</b>	<b>10</b>	<b>1,864</b>



Major Highlights

Business  
PerformanceFinancial  
Performance

Asset Quality

Capital



बैंक ऑफ महाराष्ट्र  
Bank of Maharashtra  
भारत सरकार का उद्यम  
एक परिवार एक बैंक

## Provisions & Contingencies

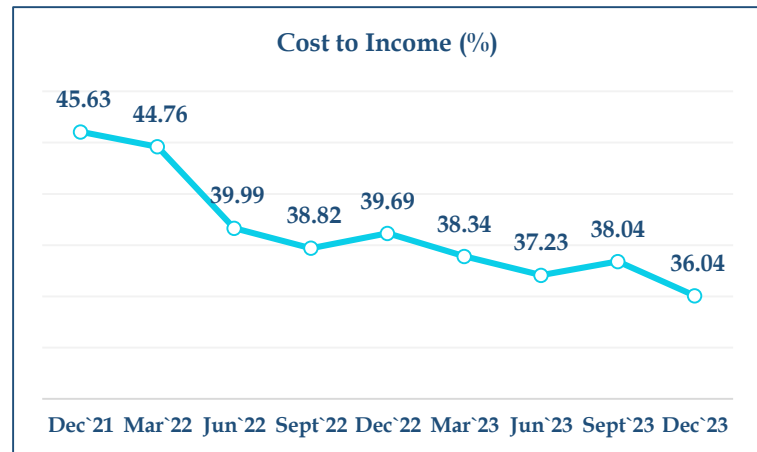
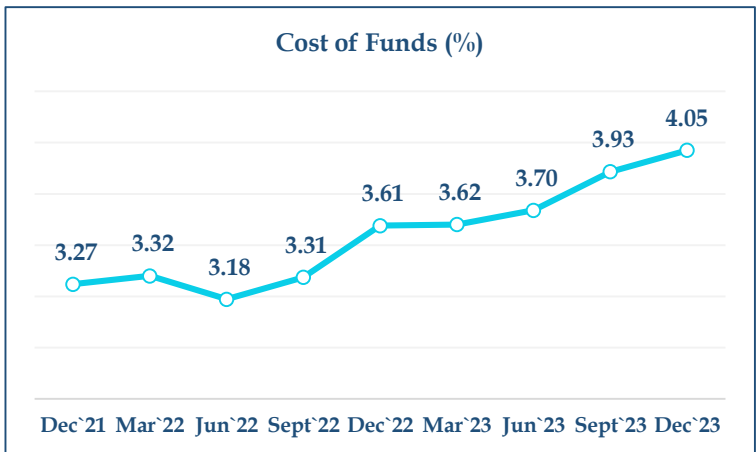
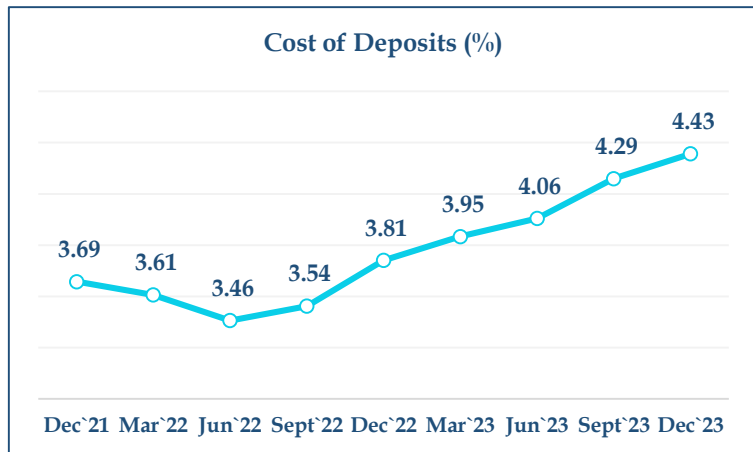
(₹ in Crore)

Particulars	Quarter Ended			Nine Months Ended		Year Ended
	Dec`22	Sept`23	Dec`23	Dec`22	Dec`23	Mar`23
Provision for Non Performing Assets	539	597	581	1,708	1,717	2,253
Provision for Standard/Restructured Assets	(71)	362	254	(394)	828	(114)
Provision for Non-performing Investment	93	5	3	310	3	477
Other provisions (net of write back)	22	21	105	86	156	38
<b>Provision &amp; Contingencies other than taxes</b>	<b>582</b>	<b>985</b>	<b>943</b>	<b>1,710</b>	<b>2,704</b>	<b>2,654</b>
Income Tax [net of DTA & write back]	223	16	34	772	255	843
<b>TOTAL PROVISIONS</b>	<b>805</b>	<b>1,001</b>	<b>977</b>	<b>2,482</b>	<b>2,958</b>	<b>3,497</b>

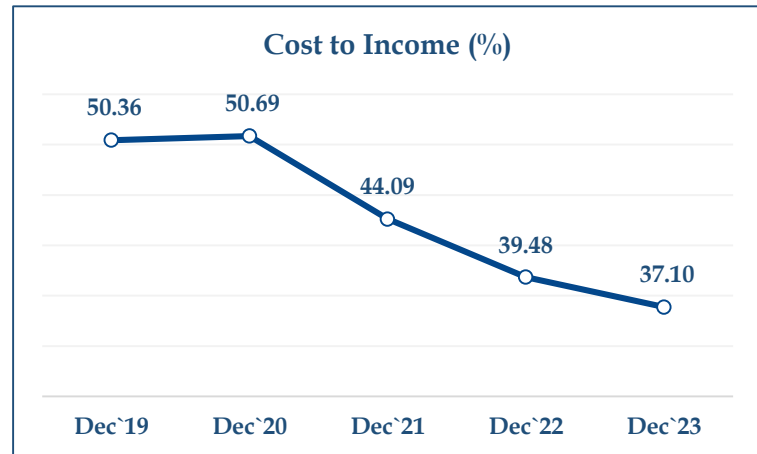
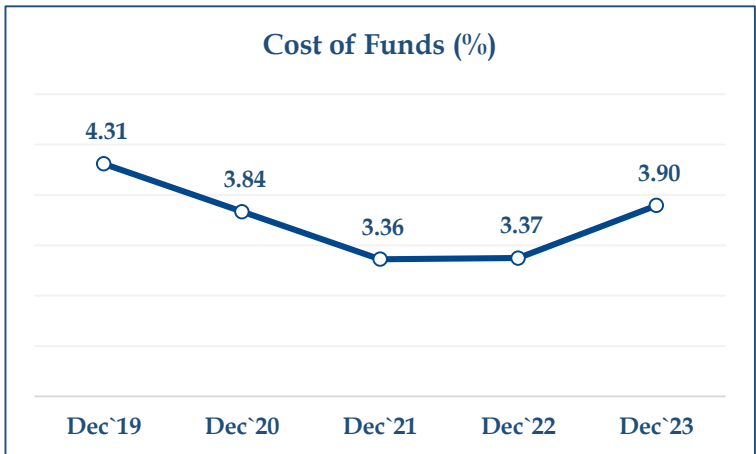
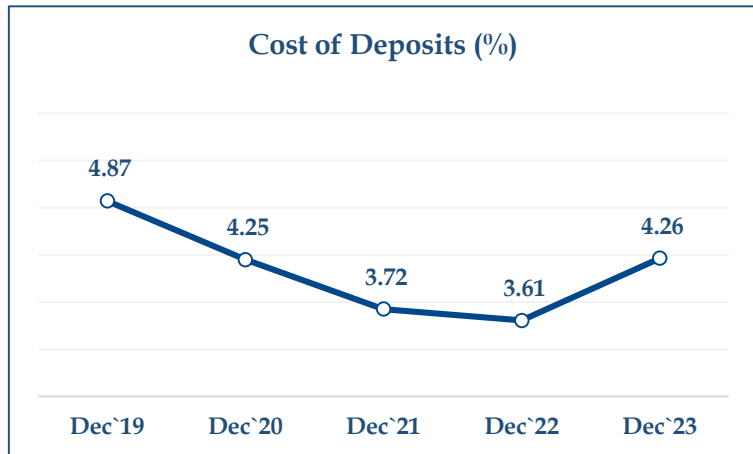


### Key Financial Ratios

#### Quarterly



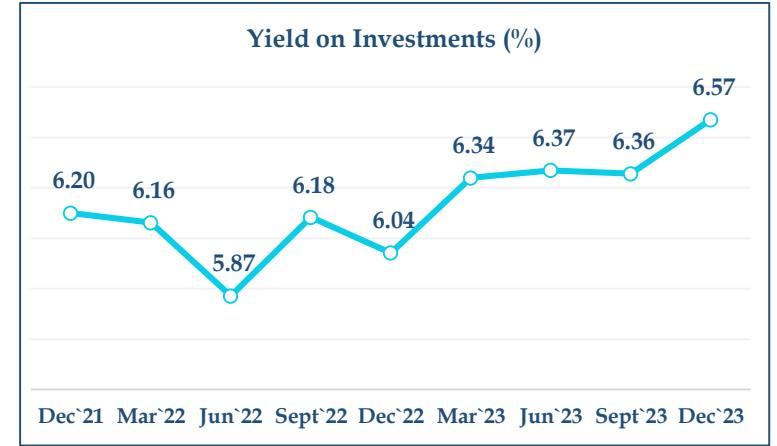
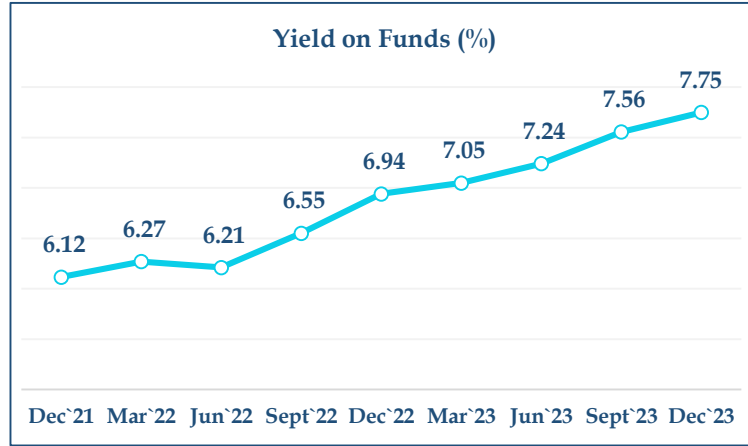
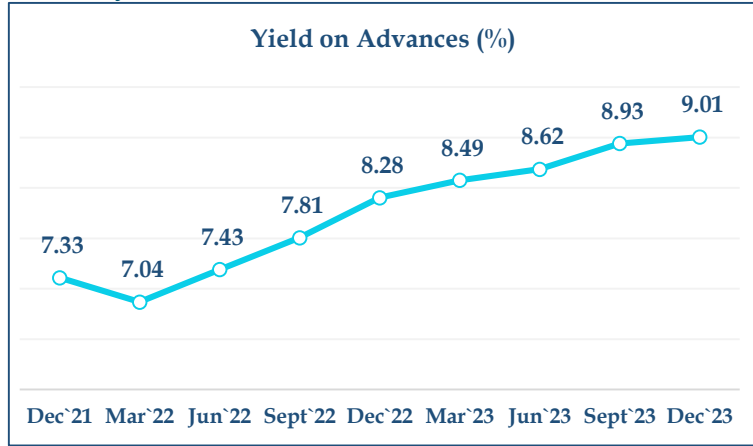
#### 9 Months



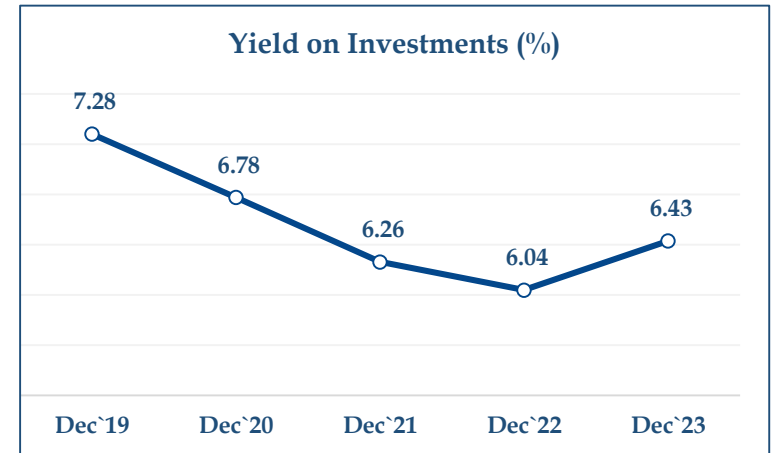
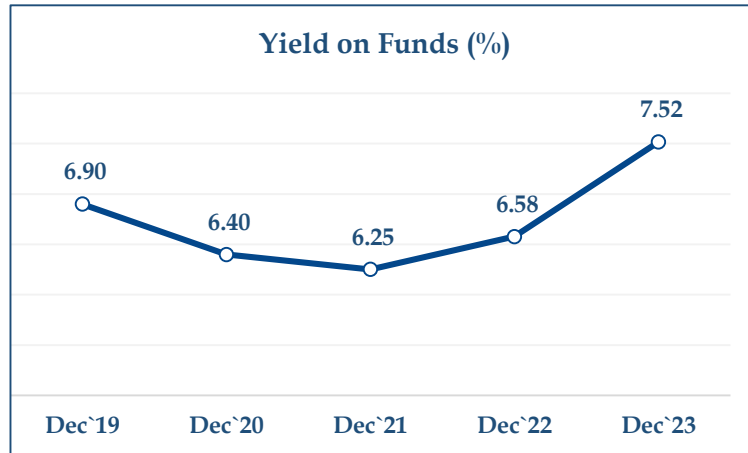
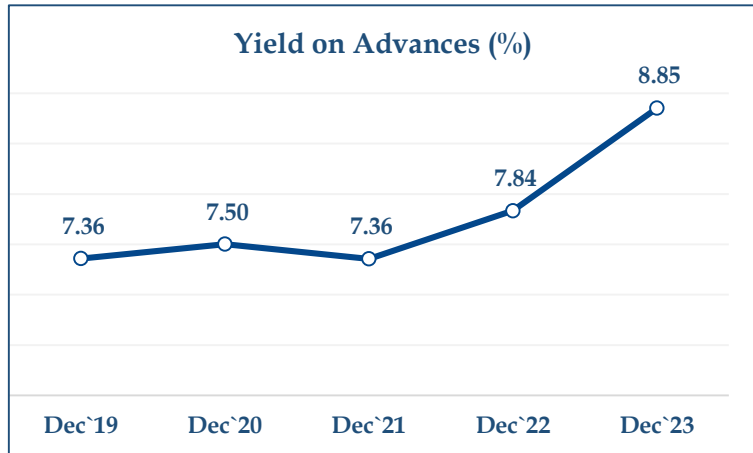


### Key Financial Ratios

#### Quarterly



#### 9 Months

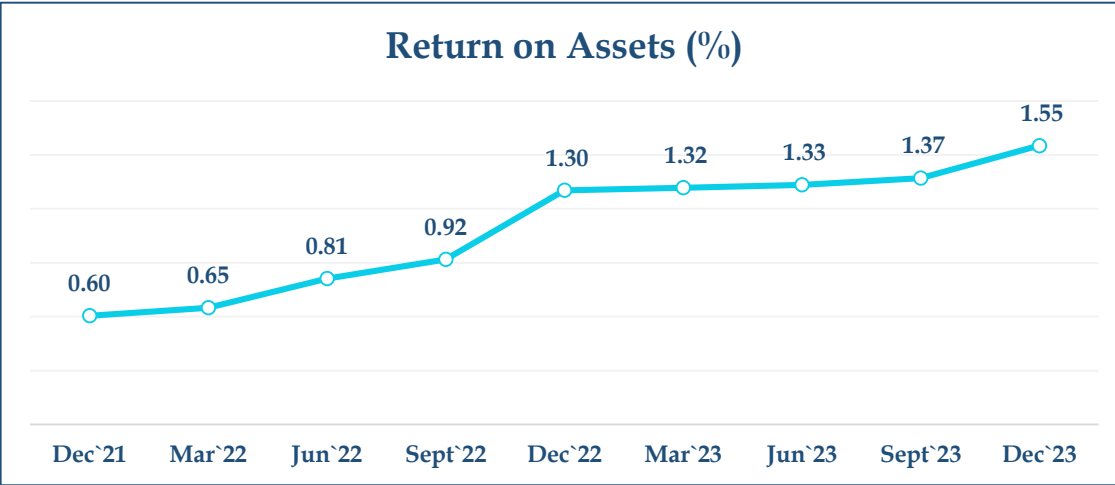




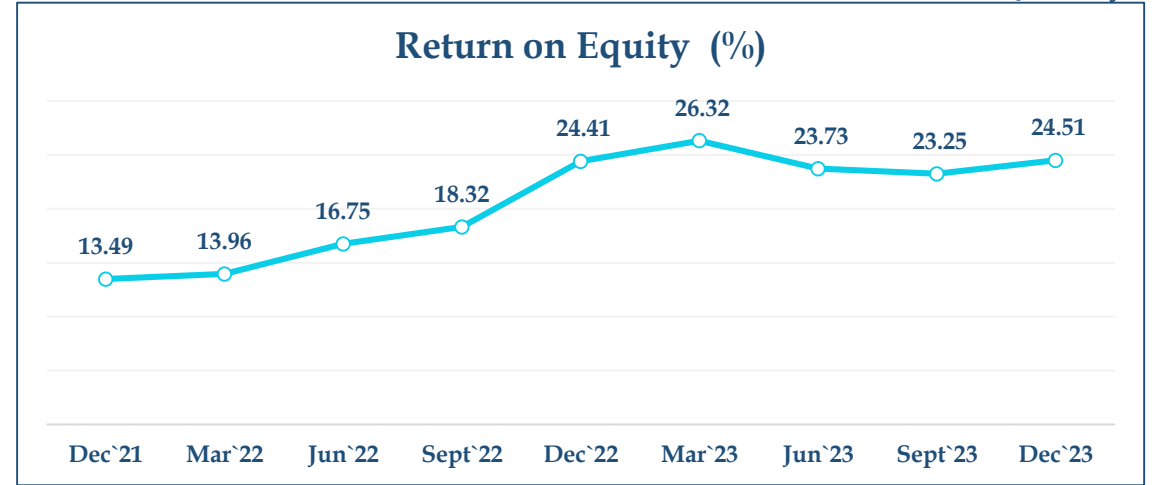
### Key Financial Ratios

Quarterly

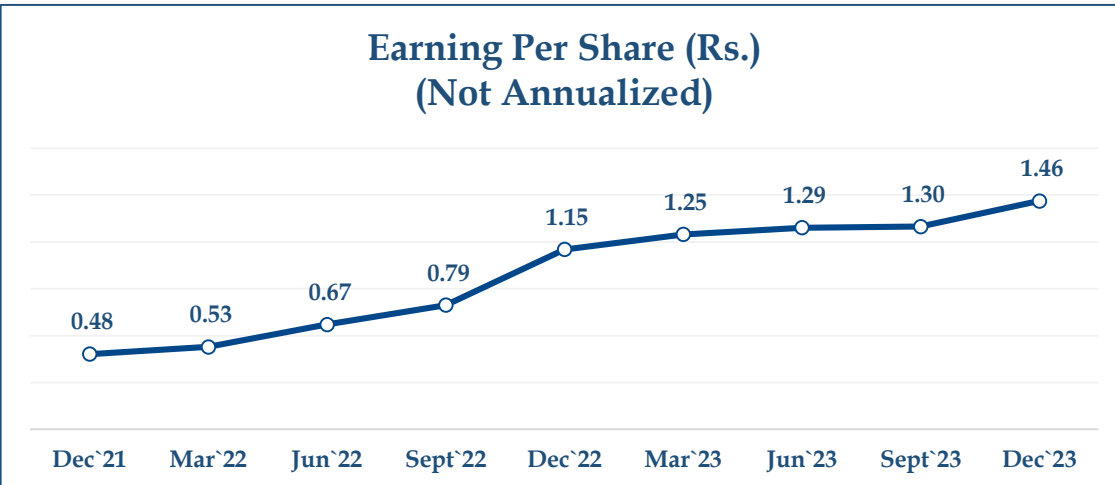
#### Return on Assets (%)



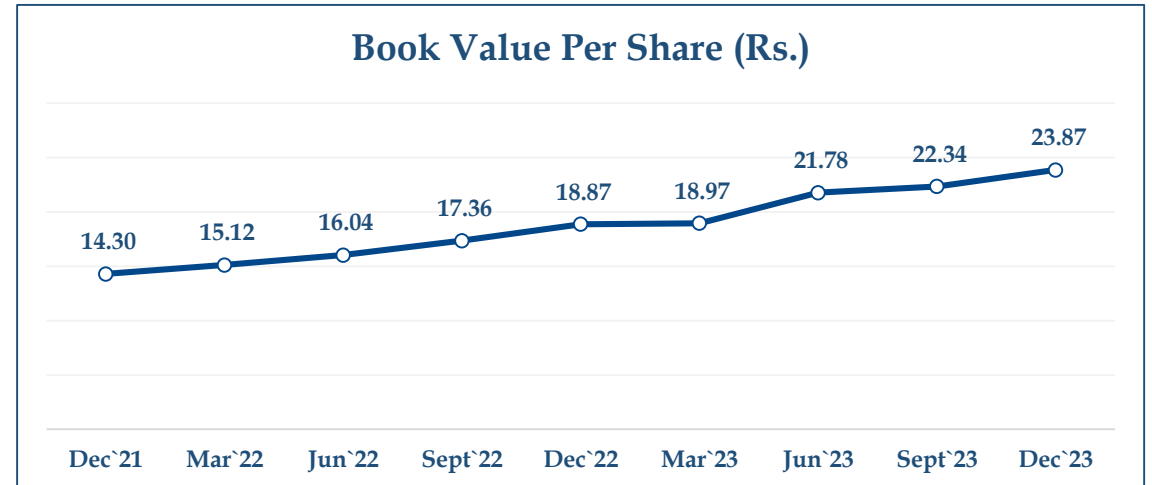
#### Return on Equity (%)



#### Earning Per Share (Rs.) (Not Annualized)



#### Book Value Per Share (Rs.)





Major Highlights

Business  
PerformanceFinancial  
Performance

Asset Quality

Capital

बैंक ऑफ महाराष्ट्र  
Bank of Maharashtra  
भारत सरकार का उद्यम  
एक परिवार एक बैंक

## Assets &amp; Liabilities - An Overview

(₹ in Crore)

Assets	Dec`22	Mar`23	Sept`23	Dec`23
Cash & Balance with RBI	17,862	18,508	14,221	13,512
Balances with Bank & Call Money	51	21	543	5,224
Total Investments (Net of Depreciation & Provision)	67,561	68,867	70,179	66,743
Total Advances (Net of Provision)	1,53,065	1,71,221	1,79,515	1,85,217
Total Fixed Assets (Net of Depreciation)	2,180	2,157	2,145	2,144
Other Assets	7,082	6,878	6,582	6,576
<b>Total</b>	<b>2,47,801</b>	<b>2,67,651</b>	<b>2,73,184</b>	<b>2,79,417</b>
Liabilities	Dec`22	Mar`23	Sept`23	Dec`23
Capital	6,731	6,731	7,081	7,081
Reserves & Surplus	8,915	8,880	11,331	12,366
Deposits	2,08,436	2,34,083	2,39,298	2,45,734
Borrowings	18,289	10,766	8,654	7,321
Other Liabilities & Provisions	5,431	7,193	6,820	6,913
<b>Total</b>	<b>2,47,801</b>	<b>2,67,651</b>	<b>2,73,184</b>	<b>2,79,417</b>



(₹ in Crore)

### Credit Portfolio - Balanced Loan Growth

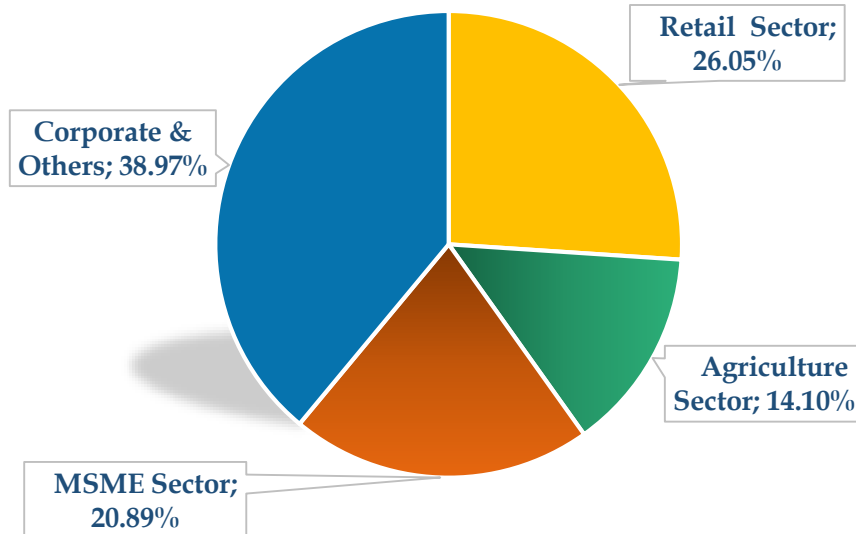
(₹ in Crore)

Particulars	Dec`22	Sept`23	Dec`23	Growth (Y-o-Y) %
<b>Gross Advances</b>	<b>1,56,962</b>	<b>1,83,122</b>	<b>1,88,670</b>	<b>20.20</b>
<i>of which</i>				
Retail Sector	40,312	46,449	49,144	21.91
Agriculture Sector	19,662	24,792	26,595	35.26
MSME Sector	30,517	36,037	39,410	29.14
<b>Total of RAM</b>	<b>90,491</b>	<b>1,07,279</b>	<b>1,15,149</b>	<b>27.25</b>
<b>RAM % to Gross Advances</b>	<b>57.65</b>	<b>58.58</b>	<b>61.03</b>	
Corporate & Others	66,471	75,843	73,521	10.61

RETAIL CREDIT				
Particulars	Dec`22	Sept`23	Dec`23	Growth (Y-o-Y) %
<b>Total Retail Credit</b>	<b>40,312</b>	<b>46,449</b>	<b>49,144</b>	<b>21.91</b>
<i>of which</i>				
Housing	23,871	26,686	27,898	16.87
Education	1,728	2,033	2,162	25.12
Vehicle	2,367	2,487	2,641	11.58
Others	12,346	15,243	16,443	33.18

AGRICULTURE CREDIT				
Particulars	Dec`22	Sept`23	Dec`23	Growth (Y-o-Y) %
<b>Total Agriculture Credit</b>	<b>19,662</b>	<b>24,792</b>	<b>26,595</b>	<b>35.26</b>
<i>of which</i>				
Farm Credit (Crop, Investment & Allied)	11,587	13,218	14,532	25.42
Agri Infrastructure	529	670	692	30.95
Agri Ancillary Activities	7,546	10,905	11,371	50.68

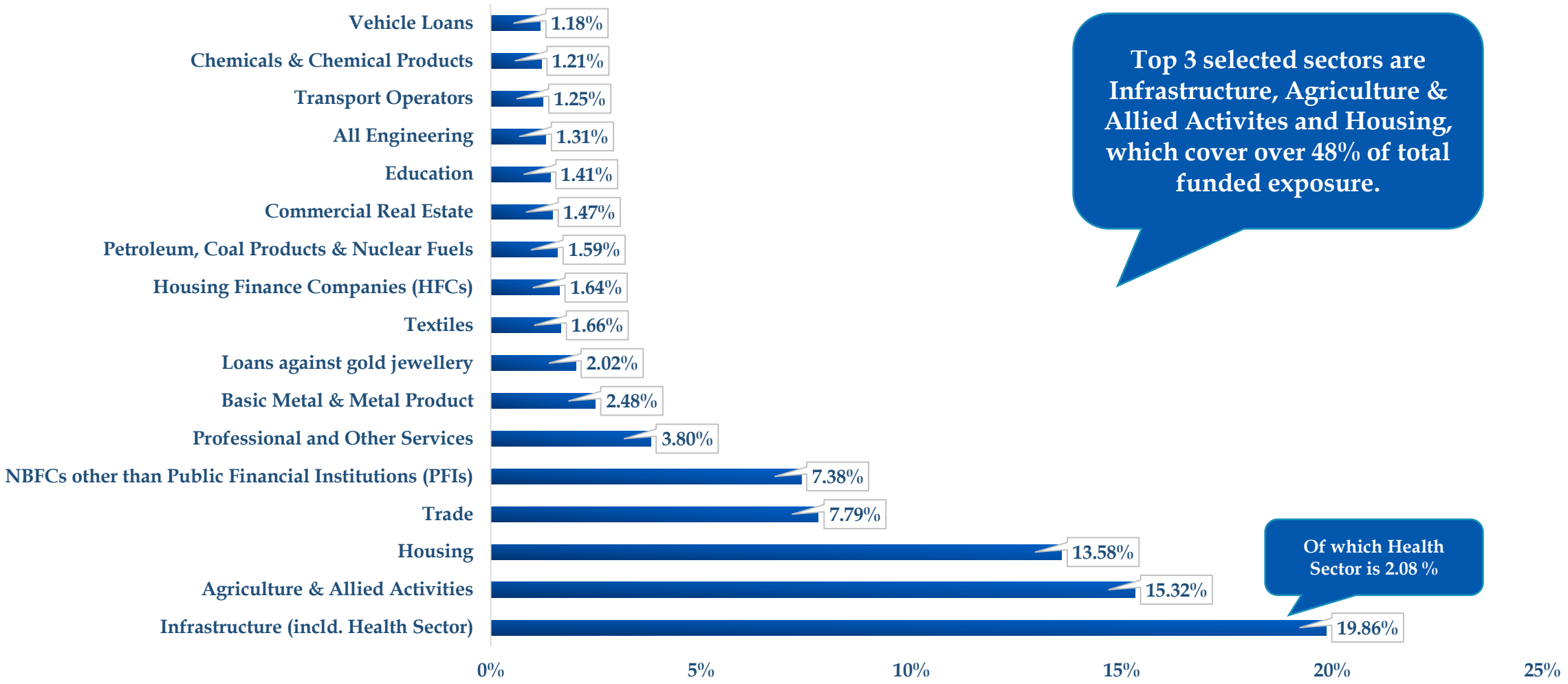
MSME CREDIT				
Particulars	Dec`22	Sept`23	Dec`23	Growth (Y-o-Y) %
<b>Total MSME Credit</b>	<b>30,517</b>	<b>36,037</b>	<b>39,410</b>	<b>29.14</b>
<i>of which</i>				
Micro	20,012	23,099	26,047	30.16
Small	7,910	9,539	9,873	24.82
Medium	2,595	3,399	3,490	34.48



% Share of Gross Advances, as on 31<sup>st</sup> Dec, 2023



### Funded exposure to selected sectors & industries with total exposure (more than 1%) - December` 23





Major Highlights

Business Performance

Financial Performance

Asset Quality

Capital



बैंक ऑफ महाराष्ट्र  
Bank of Maharashtra  
भारत सरकार का उद्यम  
एक परिवार एक बैंक

## External Rating-wise Advances - Above 25 Cr

(₹ in Crore)

Particulars	Dec`22			Sept`23			Dec`23		
	No. of Borrowers	O/s Amount	% of O/s Amount	No. of Borrowers	O/s Amount	% of O/s Amount	No. of Borrowers	O/s Amount	% of O/s Amount
<b>Total Eligible Exposure for External Rating</b>	<b>416</b>	<b>74,223</b>	<b>100</b>	<b>426</b>	<b>86,761</b>	<b>100</b>	<b>435</b>	<b>82,483</b>	<b>100</b>
AAA	25	6,154	8	12	5,565	6	11	5,909	7
AA	63	17,895	24	71	22,912	26	67	24,337	30
A	113	20,479	28	107	22,256	26	107	21,178	26
BBB	98	10,538	14	89	9,196	11	94	9,179	11
BB & Below	61	4,383	6	39	3,490	4	35	2,337	3
<b>Total Rated</b>	<b>360</b>	<b>59,449</b>	<b>80</b>	<b>318</b>	<b>63,418</b>	<b>73</b>	<b>314</b>	<b>62,940</b>	<b>76</b>
Govt.Guaranteed exposure (Unrated)	20	13,233	18	27	19,126	22	22	16,418	20
<b>Total Rated plus Govt Guarantee</b>	<b>380</b>	<b>72,682</b>	<b>98</b>	<b>345</b>	<b>82,544</b>	<b>95</b>	<b>336</b>	<b>79,358</b>	<b>96</b>
Other Unrated	36	1,541	2	81	4,217	5	99	3,125	4



Major Highlights

Business Performance

Financial Performance

Asset Quality

Capital



बैंक ऑफ महाराष्ट्र  
Bank of Maharashtra  
भारत सरकार का उद्यम  
एक परिवार एक बैंक

## Asset Quality

( ₹ in Crore )

Particulars	Dec`22		Mar`23		Jun`23		Sept`23		Dec`23	
	Amount	% of Gross Adv.	Amount	% of Gross Adv.	Amount	% of Gross Adv.	Amount	% of Gross Adv.	Amount	% of Gross Adv.
Standard	1,52,350	97.06	1,70,786	97.53	1,71,669	97.72	1,79,105	97.81	1,84,812	97.96
Sub-Standard	1,629	1.04	1,467	0.84	1,157	0.66	1,151	0.63	1,156	0.61
Doubtful	2,804	1.79	2,692	1.54	2,684	1.53	2,733	1.49	2,568	1.36
Loss	180	0.11	175	0.10	166	0.09	133	0.07	134	0.07
<b>Total Advances</b>	<b>1,56,962</b>	<b>100</b>	<b>1,75,120</b>	<b>100</b>	<b>1,75,676</b>	<b>100</b>	<b>1,83,122</b>	<b>100</b>	<b>1,88,670</b>	<b>100</b>

### Special Mention Account \*

Particulars	Dec`22		Mar`23		Jun`23		Sept`23		Dec`23	
	Amount	% of Gross Adv.	Amount	% of Gross Adv.	Amount	% of Gross Adv.	Amount	% of Gross Adv.	Amount	% of Gross Adv.
SMA 1	154	0.10	117	0.07	250	0.14	75	0.04	736	0.39
SMA2	209	0.13	52	0.03	119	0.07	198	0.11	107	0.06
<b>Total</b>	<b>363</b>	<b>0.23</b>	<b>168</b>	<b>0.10</b>	<b>369</b>	<b>0.21</b>	<b>273</b>	<b>0.15</b>	<b># 843</b>	<b>0.45</b>

\* Rs. 5 crore and above

# Rs. 285 crore (SMA 1 is Rs. 178 crore) excluding one account



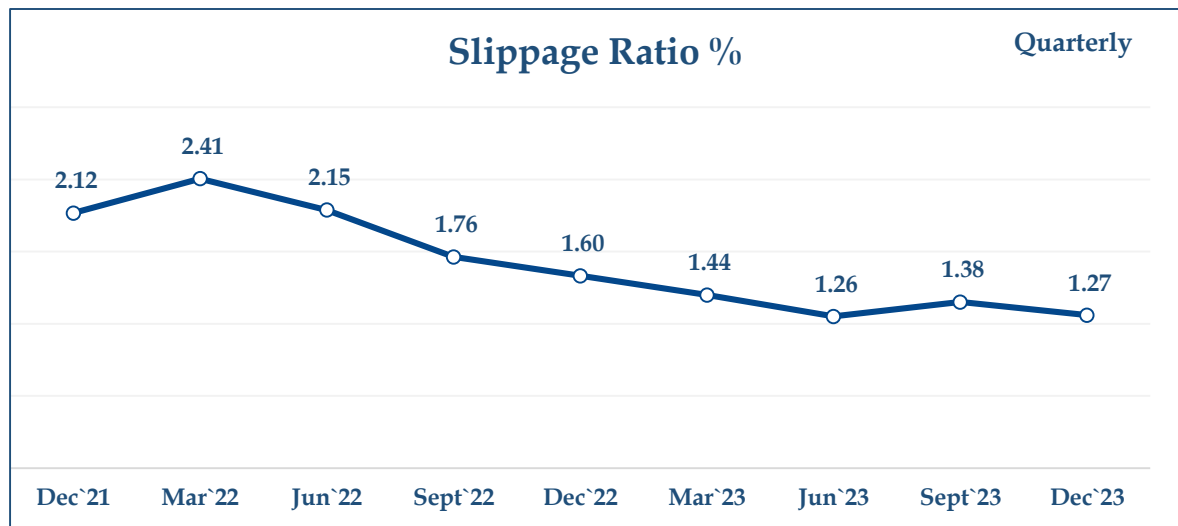
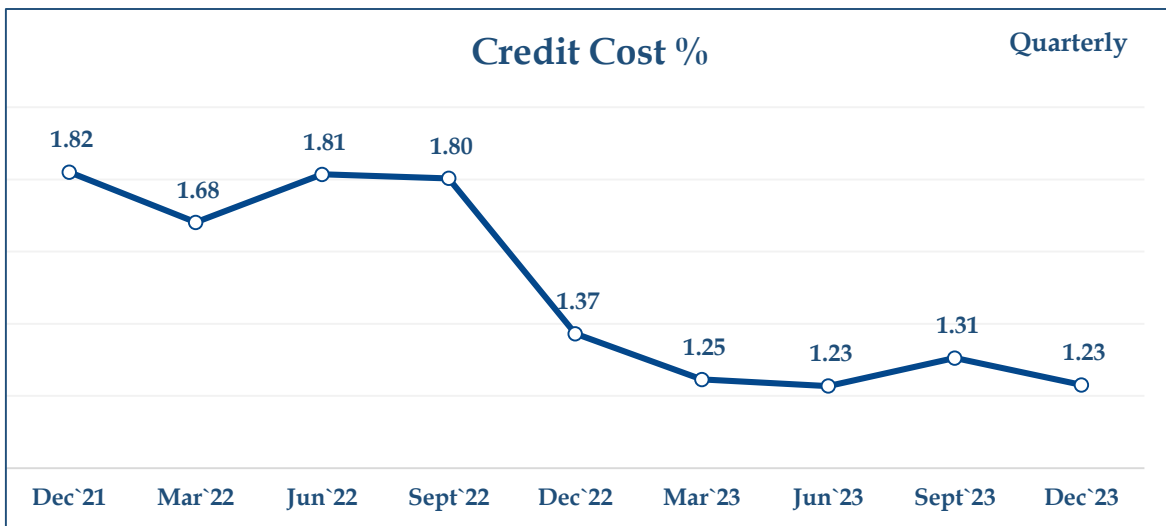
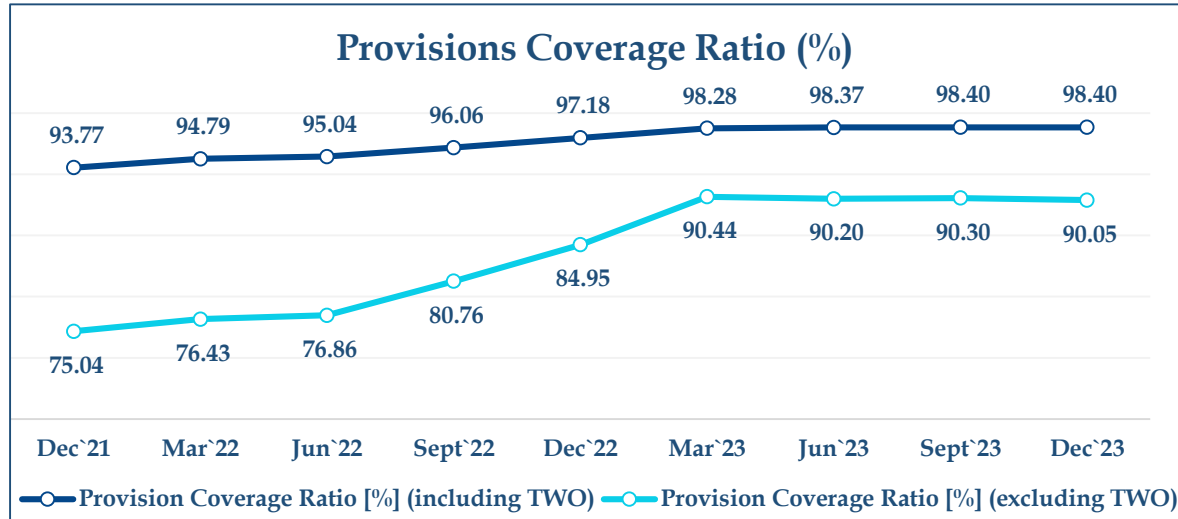
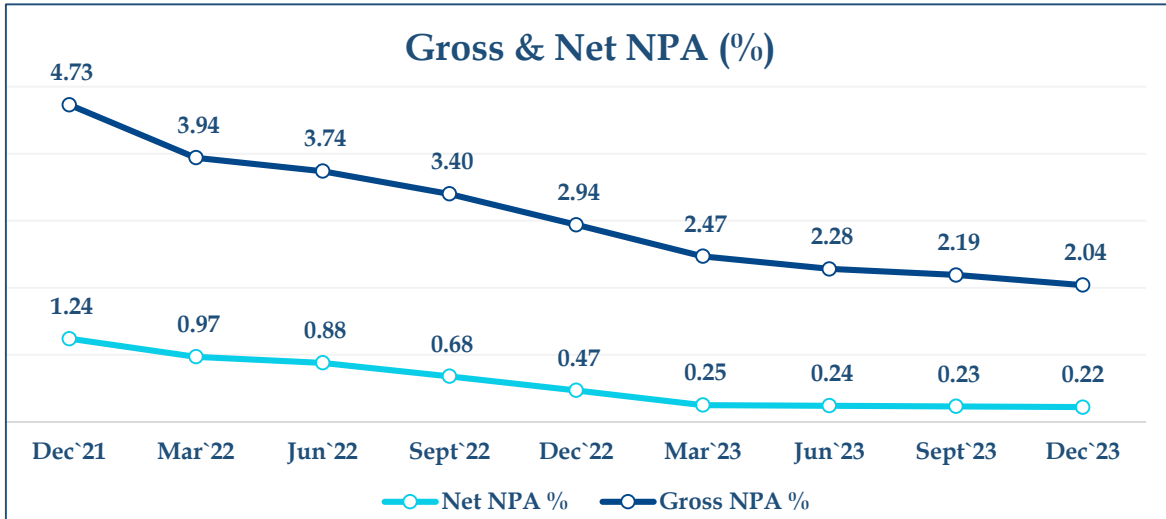
Major Highlights

Business Performance

Financial Performance

Asset Quality

Capital





Major Highlights

Business Performance

Financial Performance

Asset Quality

Capital



बैंक ऑफ महाराष्ट्र  
Bank of Maharashtra  
भारत सरकार का उद्यम  
एक परिवार एक बैंक

## Movement of NPA

(₹ in Crore)

Particulars	Last 5 Quarters				
	Dec`22	Mar`23	Jun`23	Sept`23	Dec`23
Opening Level of Gross NPAs	5,039	4,612	4,334	4,007	4,017
Total Reductions	1,006	833	872	584	731
<i>of which : Recovery + Upgradation</i>	419	433	273	324	209
Gross Addition	579	555	545	594	573
<i>of which : Variable</i>	7	6	6	1	3
<i>: Fresh Slippages</i>	572	549	538	593	570
Net Increase/Decrease	(427)	(278)	(327)	10	(159)
Closing Level of Gross NPAs	4,612	4,334	4,007	4,017	3,858

## Sector-wise Credit Deployment & NPA

(₹ in Crore)

Particulars	Dec`22			Sept`23			Dec`23		
	Advances	Sector NPA	Sector NPA %	Advances	Sector NPA	Sector NPA %	Advances	Sector NPA	Sector NPA %
Retail Sector	40,312	292	0.72	46,449	235	0.51	49,144	216	0.44
Agriculture Sector	19,662	2,700	13.73	24,792	2,388	9.63	26,595	2,427	9.13
MSME Sector	30,517	1,198	3.93	36,037	1,152	3.20	39,410	1,073	2.72
<b>Total of RAM</b>	<b>90,491</b>	<b>4,190</b>	<b>4.63</b>	<b>1,07,279</b>	<b>3,775</b>	<b>3.52</b>	<b>1,15,149</b>	<b>3,717</b>	<b>3.23</b>
RAM to Gross Advances (%)	57.65	-	-	58.58	-	-	61.03	-	-
<b>Corporate &amp; Others</b>	<b>66,471</b>	<b>422</b>	<b>0.64</b>	<b>75,843</b>	<b>242</b>	<b>0.32</b>	<b>73,521</b>	<b>141</b>	<b>0.19</b>
Corporate & Others to Gross Advances (%)	42.35	-	-	41.42	-	-	38.97	-	-
<b>Total Advances</b>	<b>1,56,962</b>	<b>4,612</b>	<b>2.94</b>	<b>1,83,122</b>	<b>4,017</b>	<b>2.19</b>	<b>1,88,670</b>	<b>3,858</b>	<b>2.04</b>

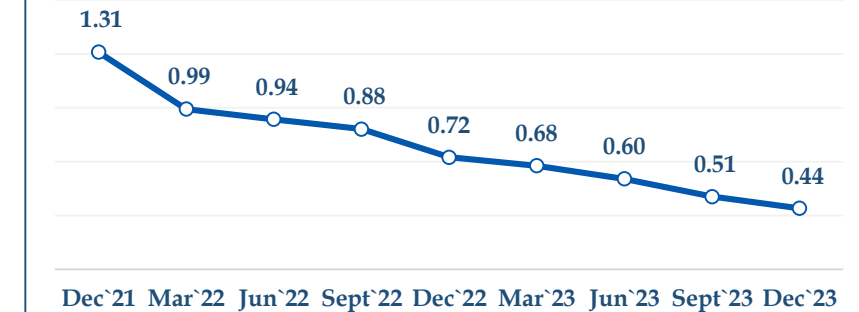


## Retail Sector - NPA

(₹ in Crore)

Particulars	Dec`22			Sept`23			Dec`23		
	Advances	Sector NPA	Sector NPA %	Advances	Sector NPA	Sector NPA %	Advances	Sector NPA	Sector NPA %
<b>Total Retail Credit</b>	<b>40,312</b>	<b>292</b>	<b>0.72</b>	<b>46,449</b>	<b>235</b>	<b>0.51</b>	<b>49,144</b>	<b>216</b>	<b>0.44</b>
<i>of which</i>									
Housing	23,871	166	0.70	26,686	126	0.47	27,898	111	0.40
Education	1,728	26	1.50	2,033	13	0.65	2,162	11	0.52
Vehicle	2,367	16	0.68	2,487	13	0.52	2,641	10	0.39
Others	12,346	84	0.68	15,243	83	0.54	16,443	84	0.51

### Retail Sector NPA %



## MSME Sector - NPA

(₹ in Crore)

Particulars	Dec`22			Sept`23			Dec`23		
	Advances	Sector NPA	Sector NPA %	Advances	Sector NPA	Sector NPA %	Advances	Sector NPA	Sector NPA %
<b>Total MSME Credit</b>	<b>30,517</b>	<b>1,198</b>	<b>3.93</b>	<b>36,037</b>	<b>1,152</b>	<b>3.20</b>	<b>39,410</b>	<b>1,073</b>	<b>2.72</b>
<i>of which</i>									
Micro	20,012	1,000	5.00	23,099	989	4.28	26,047	911	3.50
Small	7,910	147	1.86	9,539	134	1.40	9,873	134	1.36
Medium	2,595	51	1.97	3,399	29	0.86	3,490	28	0.81

### MSME Sector NPA %





## Restructuring of Advances

( ₹ in Crore )

### Sector-wise COVID Restructuring under RP 1.0 as on 31.12.2023

RP Invoked		RP Implemented Balance (as on 31.12.22)			RP Implemented Balance (as on 30.09.23)			RP Implemented Balance (as on 31.12.23)		
Sector	Std Advance as on 31.12.23	Amount	% to respective sector STD advance	% to Total STD advances	Amount	% to respective sector STD advance	% to Total STD advances	Amount	% to respective sector STD advance	% to Total STD advances
Retail	48,927	503	1.03	0.27	421	0.86	0.23	360	0.74	0.19
Agriculture	24,168	55	0.23	0.03	50	0.20	0.03	48	0.20	0.03
MSME	38,336	25	0.07	0.01	-	0.00	0.00	-	0.00	0.00
Corporate	73,380	502	0.68	0.27	397	0.54	0.21	394	0.54	0.21
<b>Total</b>	<b>1,84,812</b>	<b>1,086</b>		<b>0.59</b>	<b>867</b>		<b>0.47</b>	<b>802</b>		<b>0.43</b>

### Sector-wise COVID Restructuring under RP 2.0 as on 31.12.2023

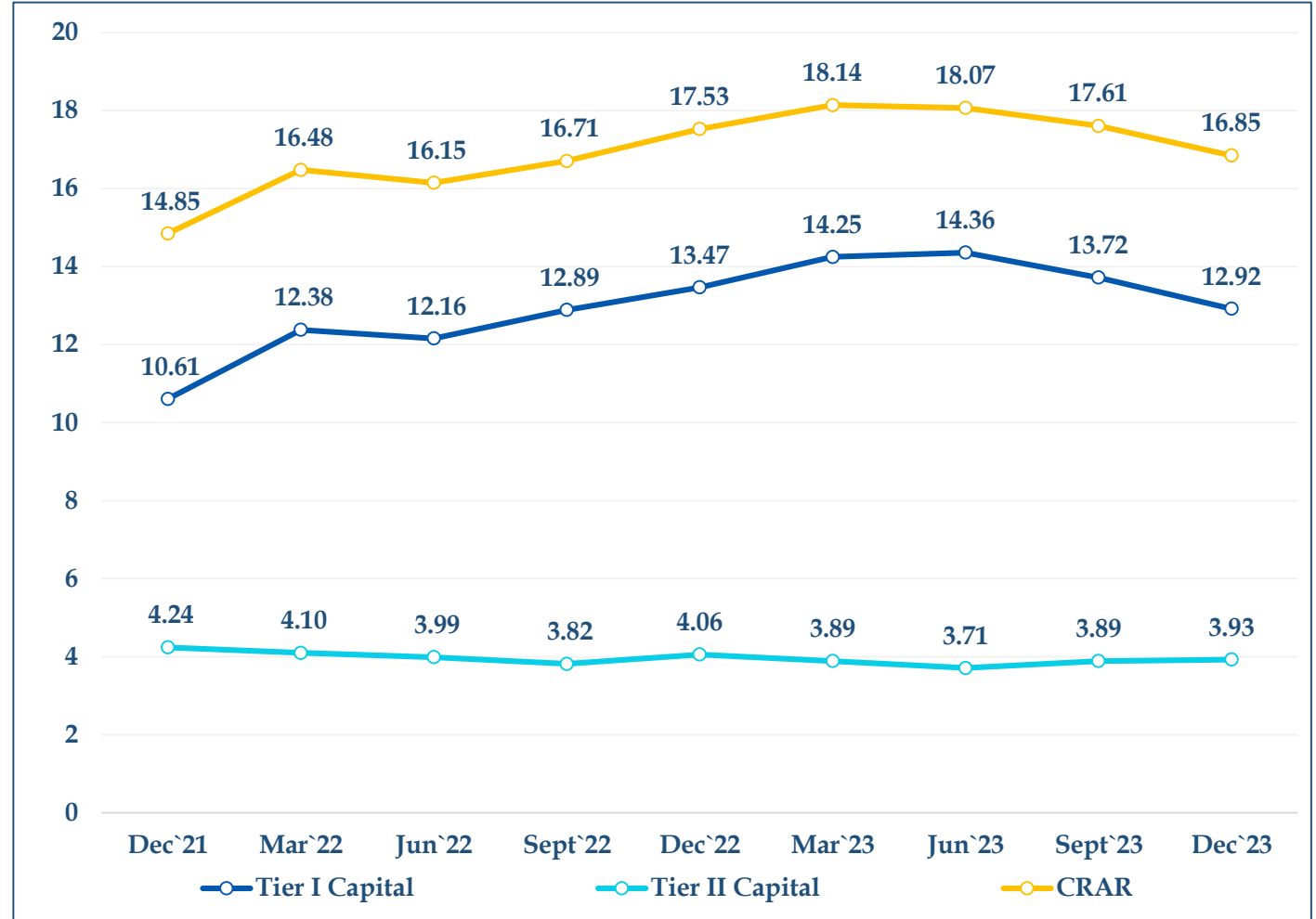
RP Invoked and Implemented				
Sector	Restructured upto 31.12.2023	% to respective sector STD advance	Std Advance as on 31.12.2023	% to Total STD advances 31.12.2023
Retail	1,237	2.53	48,927	0.67
Agriculture	114	0.47	24,168	0.06
MSME	306	0.80	38,336	0.17
Corporate	-	-	73,380	-
<b>Total</b>	<b>1,657</b>		<b>1,84,812</b>	<b>0.90</b>

Restructuring of Standard Advances	Dec`22	Mar`23	Jun`23	Sept`23	Dec`23
Retail- As on Date	2,071	1,863	1,797	1,713	1,597
Agriculture- As on date	310	303	251	184	155
MSME- As on date	1,285	1,114	835	450	378
Corporate- As on Date	1,024	908	892	822	648
<b>Total</b>	<b>4,691</b>	<b>4,188</b>	<b>3,774</b>	<b>3,169</b>	<b>2,779</b>



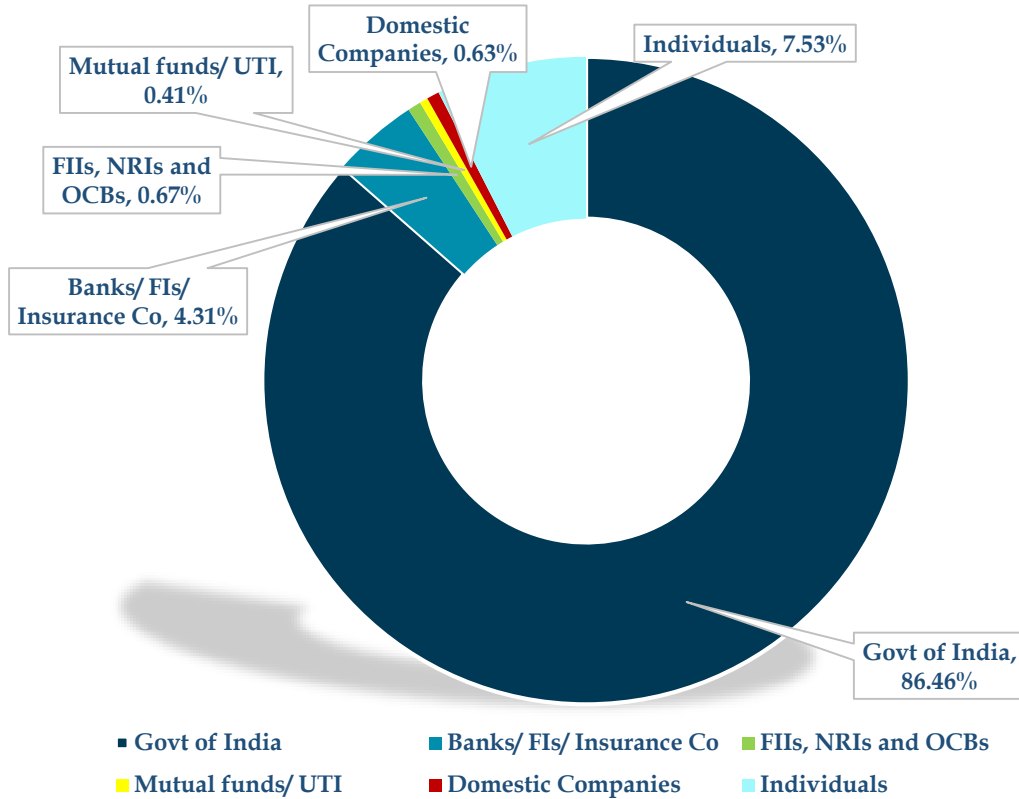
### Capital Adequacy (%)

Particulars	Dec`22	Sept`23	Dec`23
RWA for Credit Risk	88,745	1,03,825	1,11,491
RWA for Market Risk	4,318	6,057	6,110
RWA for Operational Risk	12,299	14,537	14,537
<b>Total RWA</b>	<b>1,05,361</b>	<b>1,24,420</b>	<b>1,32,139</b>
CET I %	11.77	12.28	11.56
ATI %	1.70	1.44	1.36
<b>TIER I %</b>	<b>13.47</b>	<b>13.72</b>	<b>12.92</b>





### Equity Holding(%) & Ratios



As on 31<sup>st</sup> December, 2023

GOI Holding reduced from 90.97% to 86.46% as Bank raised Rs. 1000 crore via QIP which was fully subscribed.

Quarterly

Particulars	Dec`22	Mar`23	Jun`23	Sept`23	Dec`23
No. of Shares (in crore)	673.05	673.05	708.14	708.14	708.14
Market Capitalization	20,595	16,658	20,465	33,743	31,972
Net Worth (in crore)	12,699	12,765	14,870	15,823	16,902
Return on Equity (%)	24.41	26.32	23.73	23.25	24.51
Return on Assets (%)	1.30	1.32	1.33	1.37	1.55
Earning Per Share (Rs.) (Not Annualized)	1.15	1.25	1.29	1.30	1.46
Book Value Per Share (Rs.) (excl. Rev. Res.)	18.87	18.97	21.78	22.34	23.87

Particulars	Agency	Rating
Long Term Rating (Tier II Bonds)	CARE/ INFOMERICS/ ACUTE	AA+ (Stable)
	ICRA	AA (Positive)
Short Term Rating	CRISIL	A1+



## New Initiatives in Digital Banking



### Internet Banking

- Payment of Credit Card dues
- CIF based consolidated statement
- Open PPF Account
- Get timely update for Re-KYC



### Digital Sanction

- PM SVANidhi Scheme - Completely Paperless Process



### Mobile Banking

- e-FD and e-RD
- Reduced Beneficiary addition period
- Enrolment of Insurance
- Nomination Facility
- Online Bill Payment
- Download Balance/Loan Certificate
- Enrolment of Social Security Scheme
- Clearance of Payment of Cheques above Rs. 50,000



### WhatsApp Banking

- Download forms
- Instant Access to Interest Rate Charts
- Know Your IFSC, Bank Holidays & Cyber Security Tips
- Hot-listing of Credit Card
- Modify Credit Card limit for POS, e-commerce, cashless & POS
- Dedicated customer support for NRIs



### Credit Card

- Launch of Secured Credit Card against deposits
- Launch of Merchant Credit Card
- Payment of Credit Card dues through Internet Banking & UPI



### Nomination Channels

- Internet Banking
- Mobile Banking
- Bank's Official Website
- Home Branch Visit



## New Initiatives in Information Technology



### To enhance Core Technology Infra

- Bank has established its own private cloud 'NAKSHATRA' enabling real-time allocation of infra resources for deployment of Digital Solutions.
- Bank has rolled out **SD-WAN** (Software-defined Wide Area Network) in all its branches to manage and optimize the performance of networks and bandwidth to support seamless service delivery.
- Bank has **migrated all 3 Data Centers** (Near DR, Data Center & Disaster Recovery Centre) to State of the Art facility/ies during 9 months.



### To enhance the Delivery Channels

- To enhance digital adoption and delivery channels Bank has provided **Tablets to all Branch Managers & ZO/ HO Executives** in the field.
- **1500 new ATMs & Recyclers** are being procured to serve the customers 24x7 with ease of access.



### To enhance Digital Process & Automation

- More than **25 processes** are automated through Robotic Process Automation (RPA) for seamless services and compliance.
- Bank has embarked upon 'MAHA-PARIVARTAN' Project for Digital Transformation & appointed consultant for digitization of Process, Journey & Compliance.



Digital Banking

Financial Inclusion

Expanding Footprints

ESG Initiatives

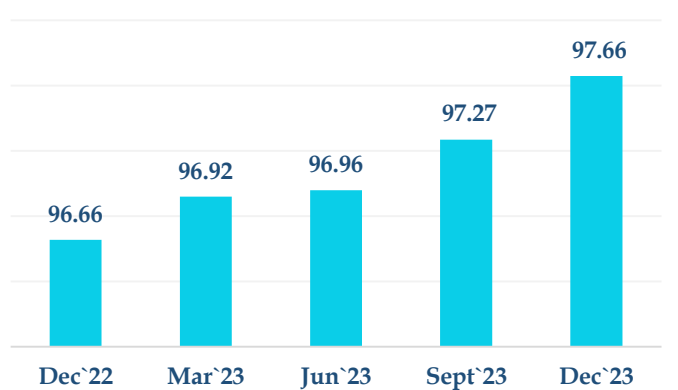
Products, Services & Awards



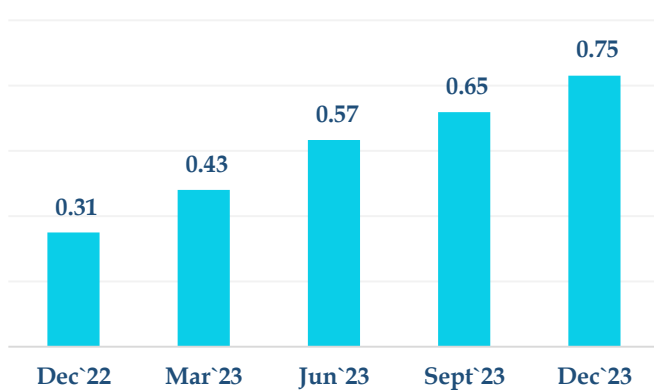
बैंक ऑफ महाराष्ट्र  
Bank of Maharashtra  
भारत सरकार का उद्यम  
एक परिवार एक बैंक

## Digital Footprints

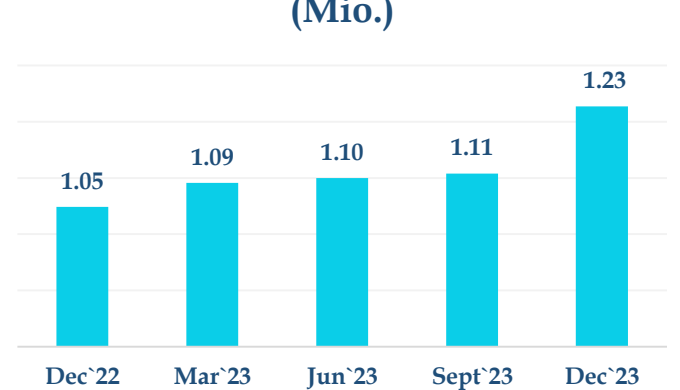
### Digital transaction (%)



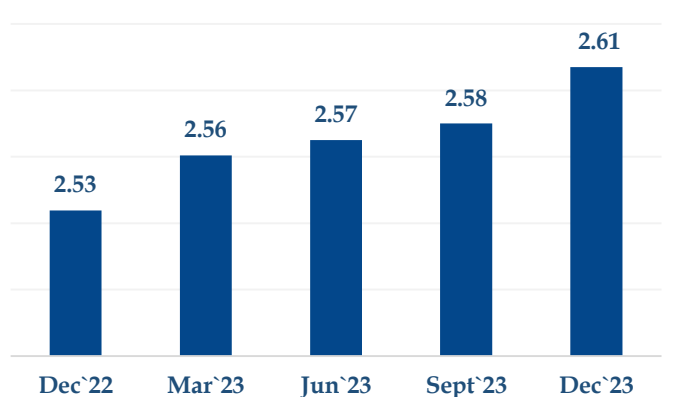
### Whats App Onboarding (Mio.)



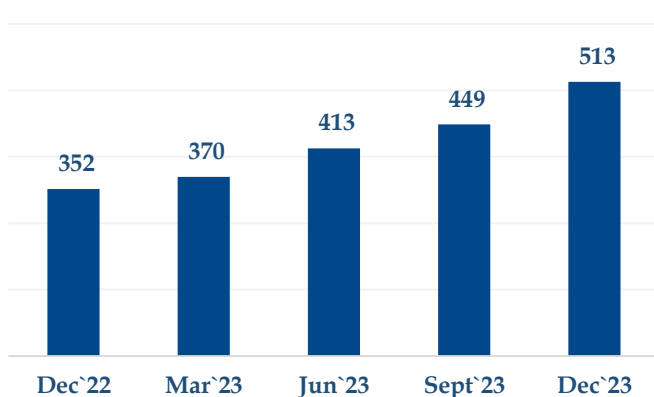
### QR Merchant Onboarding (Mio.)



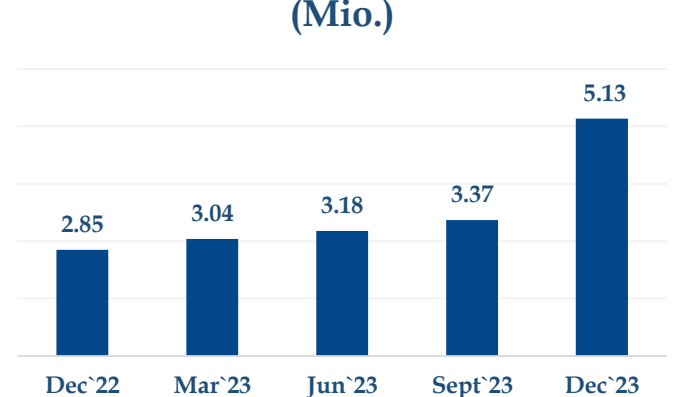
### UPI/BHIM Users (Mio)



### UPI/BHIM Transactions (Mio)

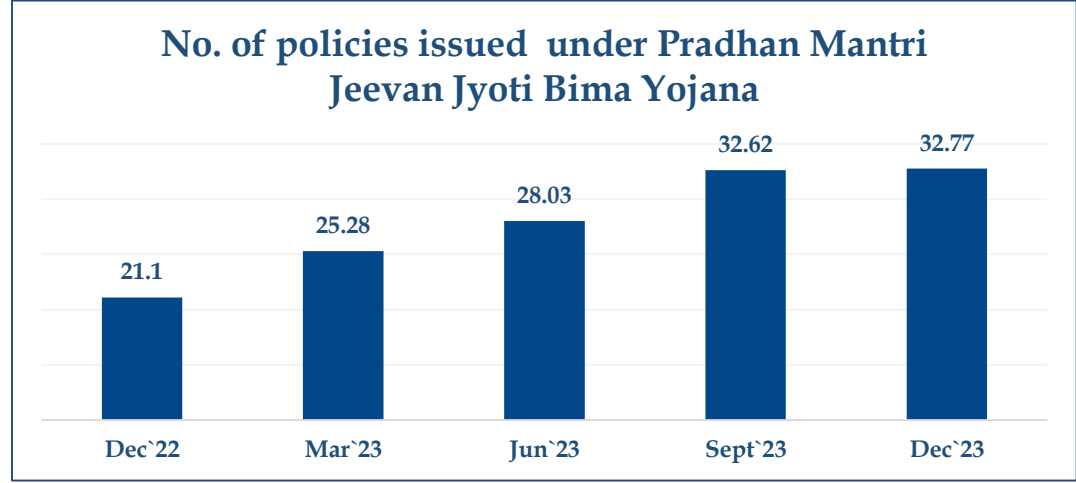
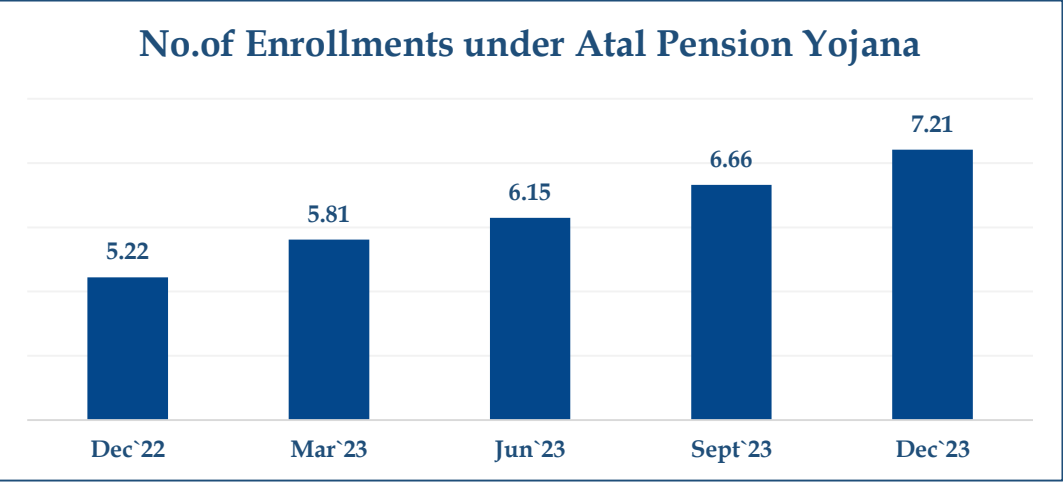
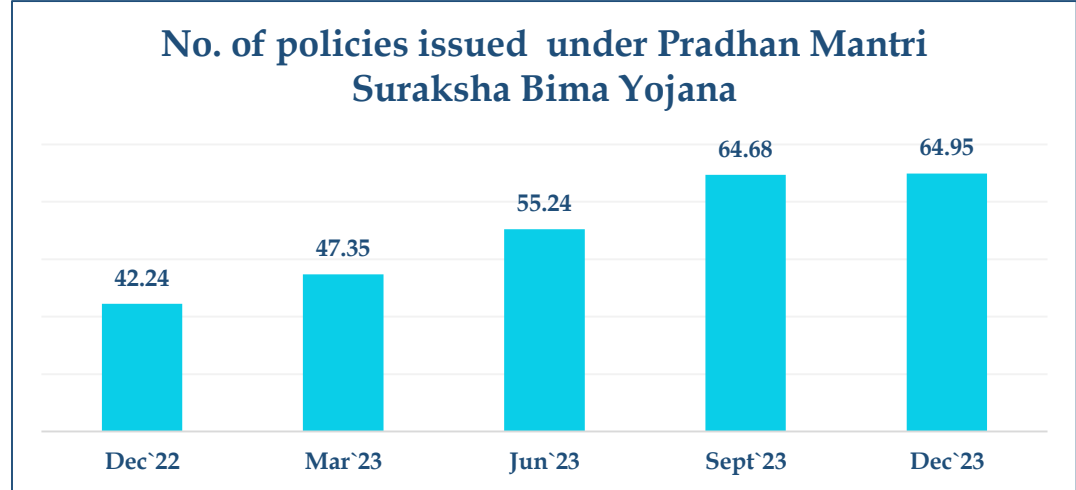
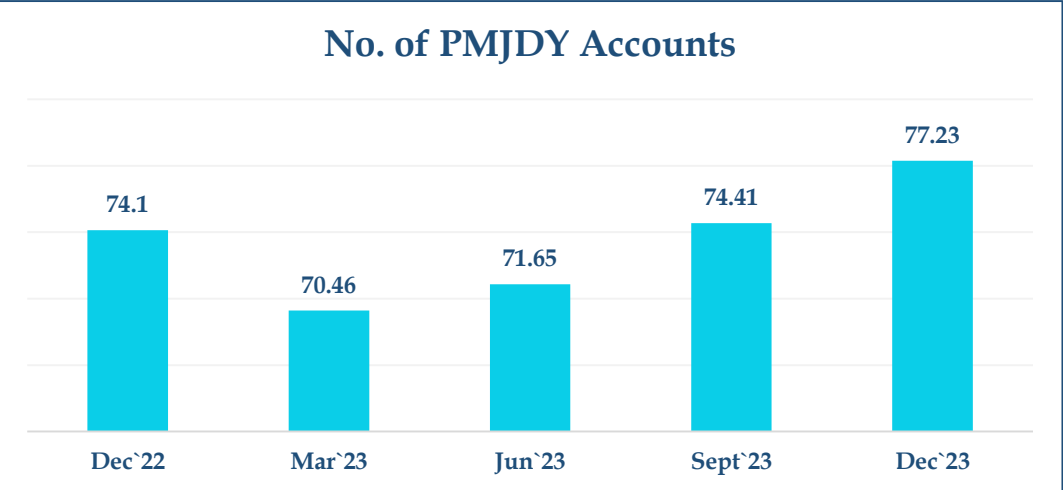


### QR Merchant Transaction (Mio.)





### Financial Inclusion (in Lakhs)





**Digital Banking**

**Financial Inclusion**

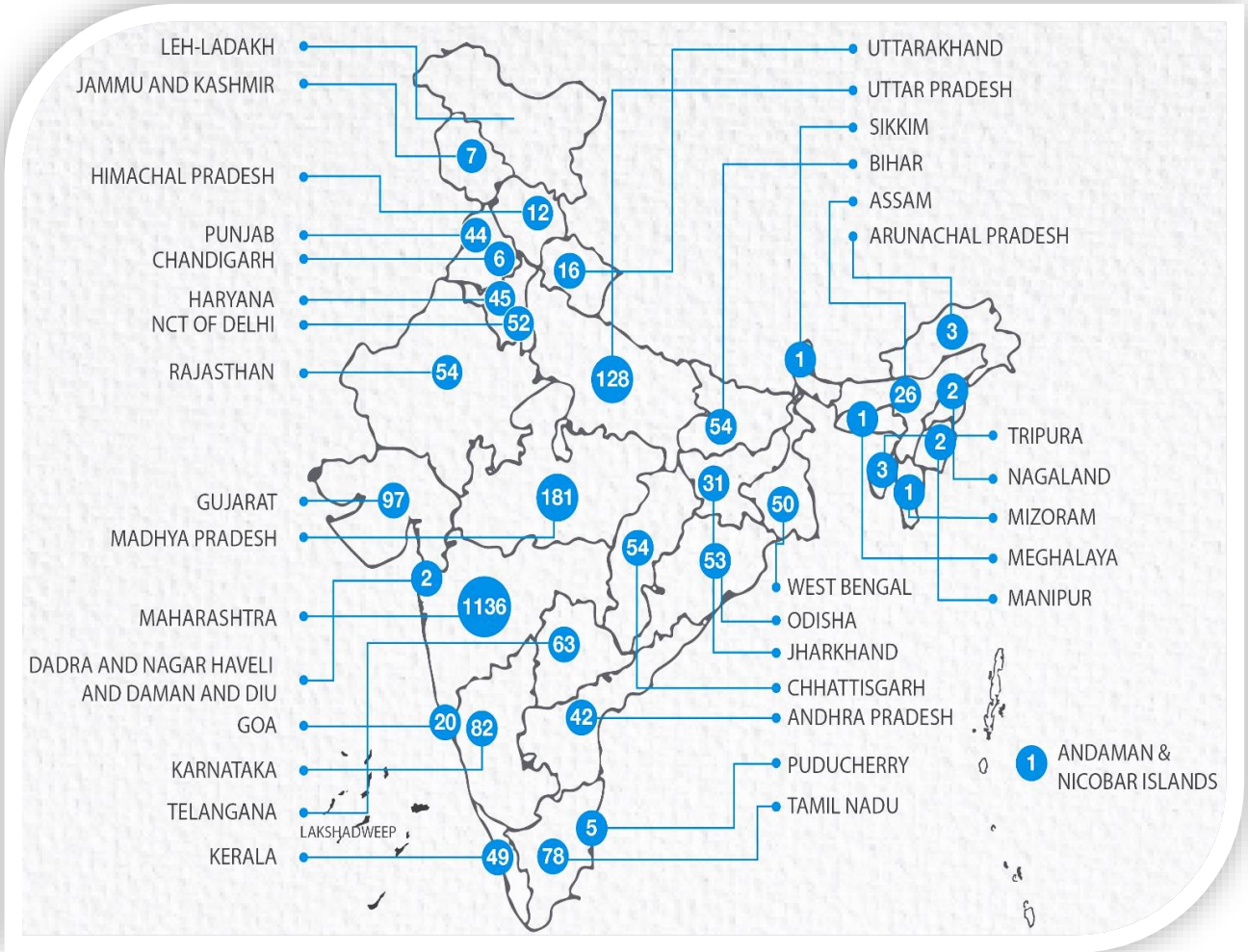
**Expanding Footprints**

**ESG Initiatives**

**Products, Services & Awards**

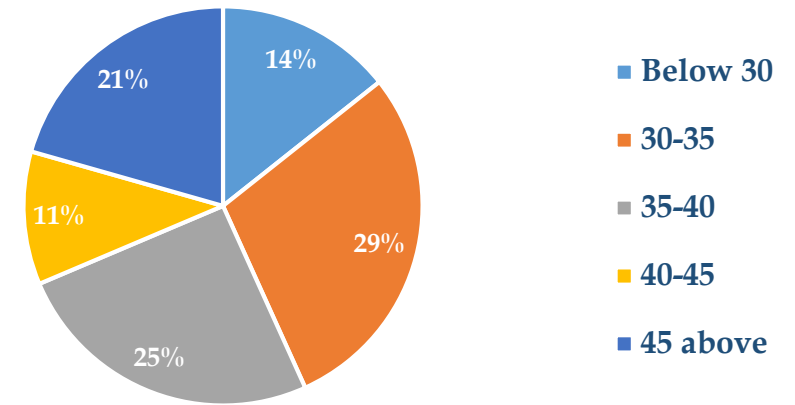


**बैंक ऑफ महाराष्ट्र**  
**Bank of Maharashtra**  
 भारत सरकार का उद्यम  
 एक परिवार एक बैंक



Category	No. of Branches				
	Dec`22	Mar`23	Jun`23	Sept`23	Dec`23
Metro	501	518	545	563	586
Urban	448	477	490	508	522
Semi Urban	573	602	621	661	684
Rural	606	606	607	609	609
<b>Total Branches</b>	<b>2,128</b>	<b>2,203</b>	<b>2,263</b>	<b>2,341</b>	<b>2,401</b>

**Employee Age Profile % (in Years)**



68% of employees are below the age of 40 years.

Bank plans to have atleast one branch in every district of the country.



Digital Banking

Financial Inclusion

Expanding Footprints

ESG Initiatives

Products, Services & Awards



बैंक ऑफ महाराष्ट्र  
Bank of Maharashtra  
भारत सरकार का उद्यम  
एक परिवार एक बैंक

### Green Finance

- Maha Super Green Housing Loan Scheme - Green Building
- Maha Super Green Car Loan Scheme - E Vehicle
- Concession in RoI 0.10% to 0.50%



### E-Waste & Scope I [Diesel consumption]/ Scope II [Electricity] Emission

- E-waste **collected ~89000 KGS; recycled ~66500 KGS**
- Per employee Greenhouse Gas (GHG) emissions as per EASE methodology
  - (a) Scope I emission per employee (in metric tonne) is 0.003176 and
  - (b) Scope II emission per employee (in metric tonne) is 0.000592.

Carbon Emission Reduction ~ **1,17,250 KGS**

### Tree Plantation

- Total **10500 trees** have been planted out of which 1480 trees are planted nationwide during quarter ended Dec'23 as contribution towards making the environment better.



### Adoption of Green Energy

- Installed **Solar panel** at Head office & Bank owned premises
- Saving of ~ **674807 units**/Rs. 76.70 lakhs.



### Maha Green Pehal

- Collection of Climate Risk data across Bank through **Maha Green Pehal portal under "MAHADARPAN"**
- Discontinuation of plastic folders & single use plastic
- Implementation of E-meeting portal
- Dedicated Climate Risk Management Policy and assessment





Digital Banking

Financial Inclusion

Expanding Footprints

ESG Initiatives

Products, Services & Awards



बैंक ऑफ महाराष्ट्र  
Bank of Maharashtra  
भारत सरकार का उद्यम  
एक परिवार एक बैंक

**Planning to Pursue Your Master's Education at Premier Institutions in India?**

Secure Your Academic Aspirations with Our **Maha Scholar Education Loan**

No Collateral Required    Attractive Interest Rate

Maximum Loan Amount

**Want to grow your own money tree?**

Start by planting a **Fixed Deposit** with us & watch your financial garden flourish!

Higher Interest Return upto **7.50%**

mb OPEN FD THROUGH MAHAMOBILE PLUS

Seamless Banking beyond the borders for the NRIs across the borders

NRE ACCOUNT    NRO ACCOUNT    FCNR

Join Mahabank Family and unlock a world of financial possibilities!

NRI SERVICES  
+91 88560 32176  
nriseservices@mahabank.co.in  
#PravasiBharatiyaDiwas

Put Your Money to Work

Invest in **Mutual Funds**

NOW YOU CAN INVEST IN MUTUAL FUNDS RIGHT THROUGH MAHAMOBILE PLUS

**Yes, You heard it right!**

**HOME LOAN @ 8.35%**

ZERO PROCESSING FEE

Your gateway to export business success starts here!

MAHABANK **EXPORT CREDIT LIMITS**

@7.65% on Rupee Advances and ARR+1% on Foreign Currency Advances

Packing Credit & Post Shipment Finance    Eligible Exporters with limits upto ₹50 Crore    Enhanced ECGC Cover of 90% under WT-ECIB (PC & PS)

Opening an **E-FIXED DEPOSIT** or **E-RECURRING DEPOSIT** is now easier than ever via **MAHAMOBILE PLUS**

Instant Account    Hassle-free Process

OPEN YOUR ACCOUNT TODAY

**Benefits of Opening Account through Video-KYC!**

Anywhere Anytime Access    Time Efficient    Seamless Convenience

Enhanced Security Measures    User-Friendly Process    Paperless & Eco-friendly

OPEN YOUR ACCOUNT TODAY



Digital Banking

Financial Inclusion

Expanding Footprints

ESG Initiatives

Products, Services & Awards



बैंक ऑफ महाराष्ट्र  
Bank of Maharashtra  
भारत सरकार का उद्यम  
एक परिवार एक बैंक



**Best Public Sector Bank Award – FE India's Best Banks Awards'23**



**National MSME Awards 2022 at the hands of Hon'ble Prime Minister, Shri Narendra Modi.**



**CA CFO – Large Corporate – BFSI awarded by ICAI for FY 2022-23.**



**Technology Winner Award in the BFSI Technology Awards 2023 by Indian Express**



**Retail Bank of the Year 2023**



**Best Innovation in User Experience of the Year at India Banking Summit & Awards 2023**



**Best Nationalized Bank in Agriculture Finance**



**क्रेता-विक्रेता गौरव सम्मान समारोह 2023" in the 'GeM Star Buyers category'**



**Best Cloud Implementation of the Year**



बैंक ऑफ महाराष्ट्र  
Bank of Maharashtra  
भारत सरकार का उद्यम  
एक परिवार एक बैंक



# Thank You!



Scan here to download  
**MAHA MOBILE PLUS**